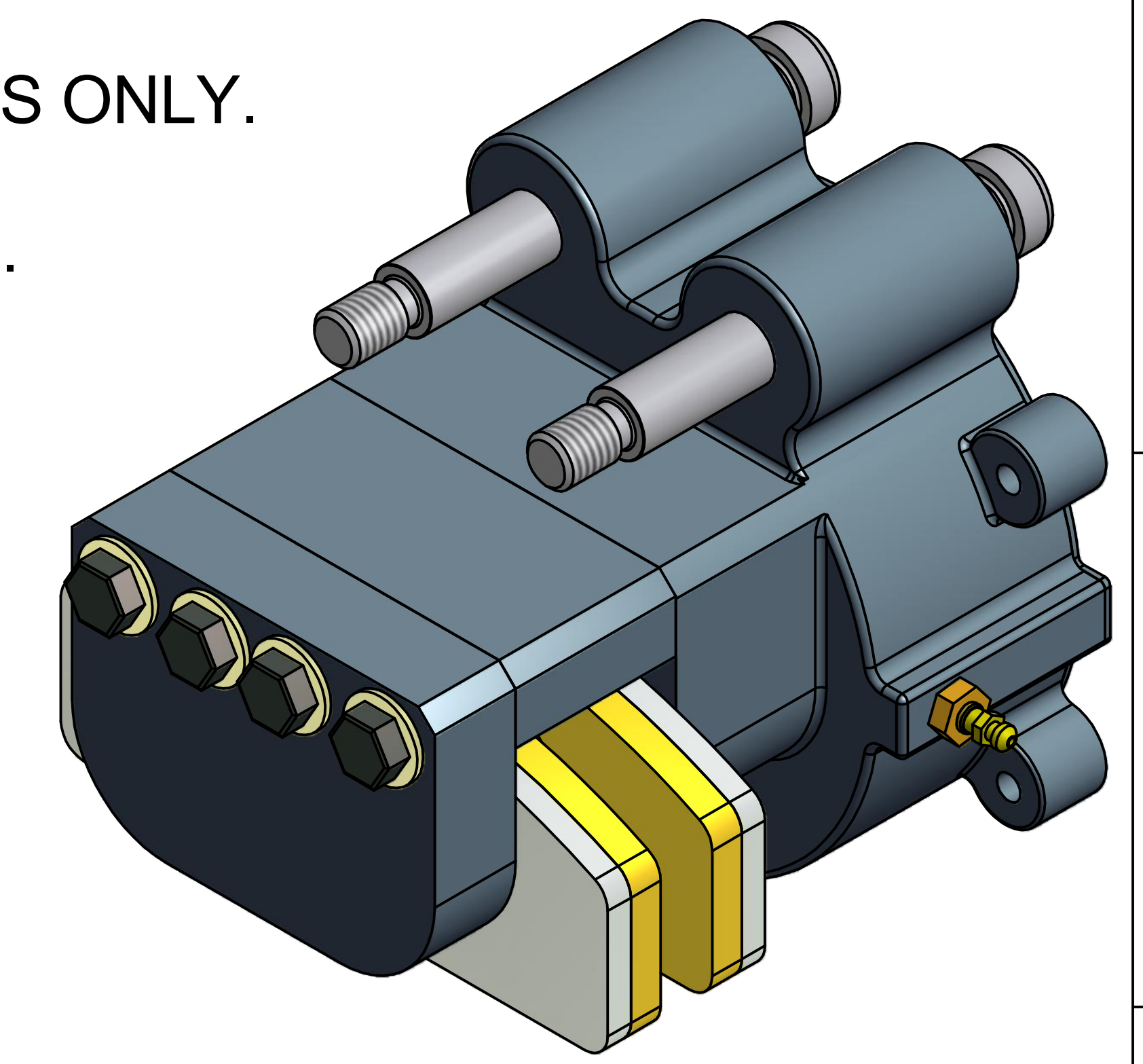
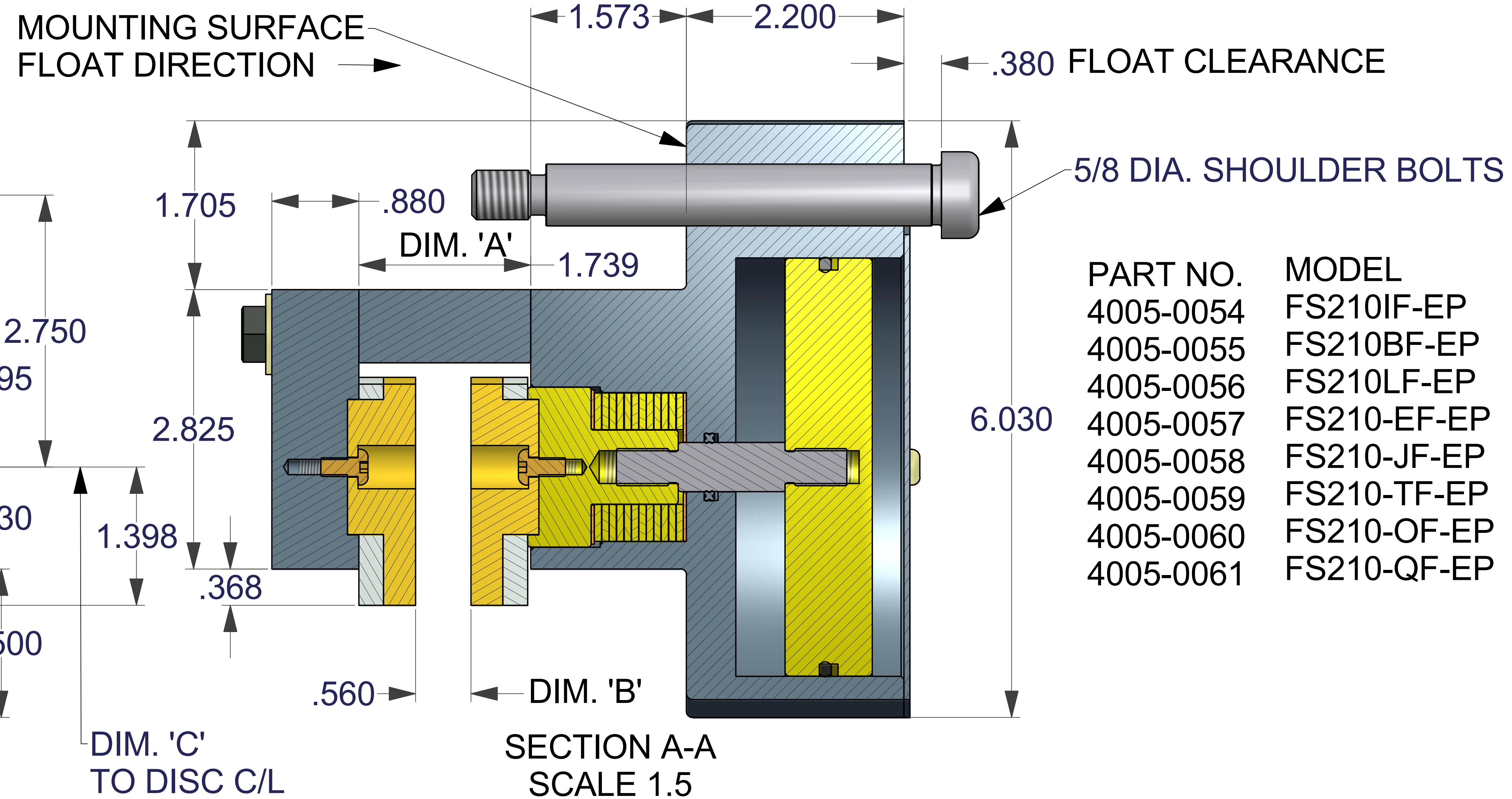
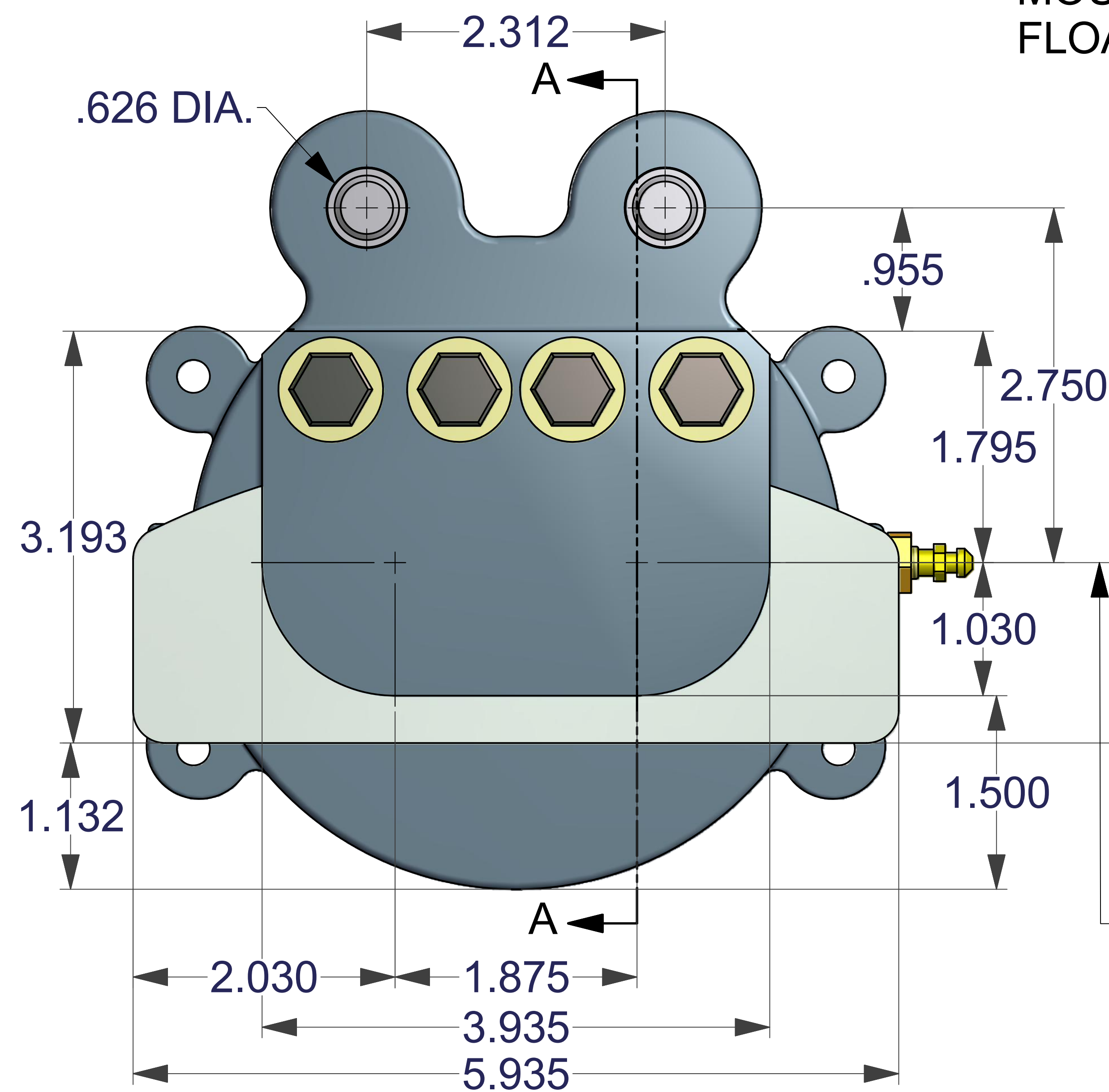


* FS210 SERIES BRAKES ARE FOR EMERGENCY STOP & HOLD APPLICATIONS ONLY.
 * SPACERS ARE AVAILABLE FOR OTHER DISC THICKNESSES.
 * TORQUE, IN. LBS. = TANGENTIAL FORCE, LBS. X BRAKING RADIUS, INCHES.
 * BRAKING RADIUS, INCHES = SQ. ROOT (DIM. 'C' SQUARED + .8789)
 * TWO 1/8-27 NPTF PORTS



TOTAL PAD WEAR, INCHES	TANGENTIAL FORCE, LBS.	DISC THK.	DIM. 'A'	DIM. 'B'
0	929	3/16	1.427	.247
.06	796	1/4	1.498	.310
.12	663	3/8	1.614	.435
.18	530	1/2	1.739	.560
.24	397	5/8	1.864	.685
.30	264	3/4	1.989	.810
.36	131	1.0	2.239	1.06
.42	0	1.125	2.364	1.185



PART NO.	MODEL	DISC THK.
4005-0054	FS210IF-EP	3/16
4005-0055	FS210BF-EP	1/4
4005-0056	FS210LF-EP	3/8
4005-0057	FS210-EF-EP	1/2
4005-0058	FS210-JF-EP	5/8
4005-0059	FS210-TF-EP	3/4
4005-0060	FS210-OF-EP	1.0
4005-0061	FS210-QF-EP	1.125

DISC DIA.	DIM. 'C'	BRAKING RADIUS
12.0	5.033	5.120
14.0	6.033	6.105
16.0	7.033	7.095
18.0	8.033	8.088
20.0	9.033	9.082
30.0	14.033	14.064
40.0	19.033	19.056
50.0	24.033	24.051

* 200 PSI RELEASE PRESSURE
 * 12.00 INCH MINIMUM DISC DIA.
 * 2,064 LBS. OF CLAMPING FORCE
 * .45 COFF. OF FRICTION
 * DUAL BELLEVILLE DISC SPRING STACKS. 12 EA.
 * NON ASBESTOS FRICTION MATERIAL
 * 23.89 SQ. INCHES TOTAL PAD SURFACE AREA
 * 7.72 CUBIC INCHES OF WEARABLE MATERIAL
 * CAST ALUMINUM CONSTRUCTION
 * HARDCOATD HOUSING
 * NITRILE SEALS

UNLESS OTHERWISE SPECIFIED: DO NOT SCALE DRAWING REMOVE ALL BURRS TAP DEPTHS FULL THD. DRILL DEPTHS FULL DIA.	THIRD ANGLE PROJECTION	DESIGNER WCB 12/25/10	DATE	TITLE FS210-EF-EP
	TOLERANCES 2 PLACE +/- .010 3 PLACE +/- .005			
	THREADS EXTERNAL CLASS 2A INTERNAL CLASS 2B	SCALE	DRAWING NO. 4005-0057	REVISION
	W.C. BRANHAM INC. RIVER FALLS, WI.			

SIZE
E