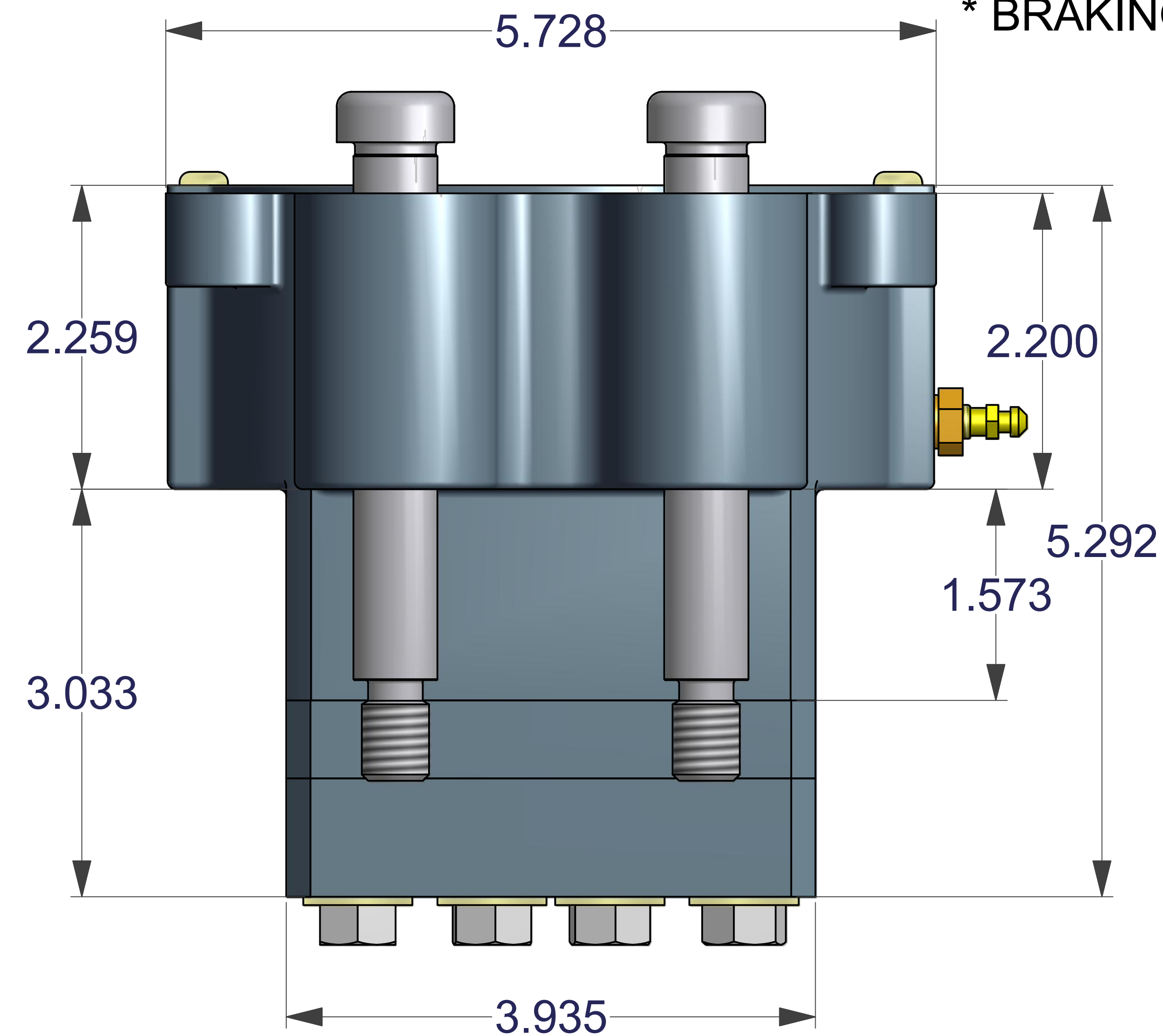
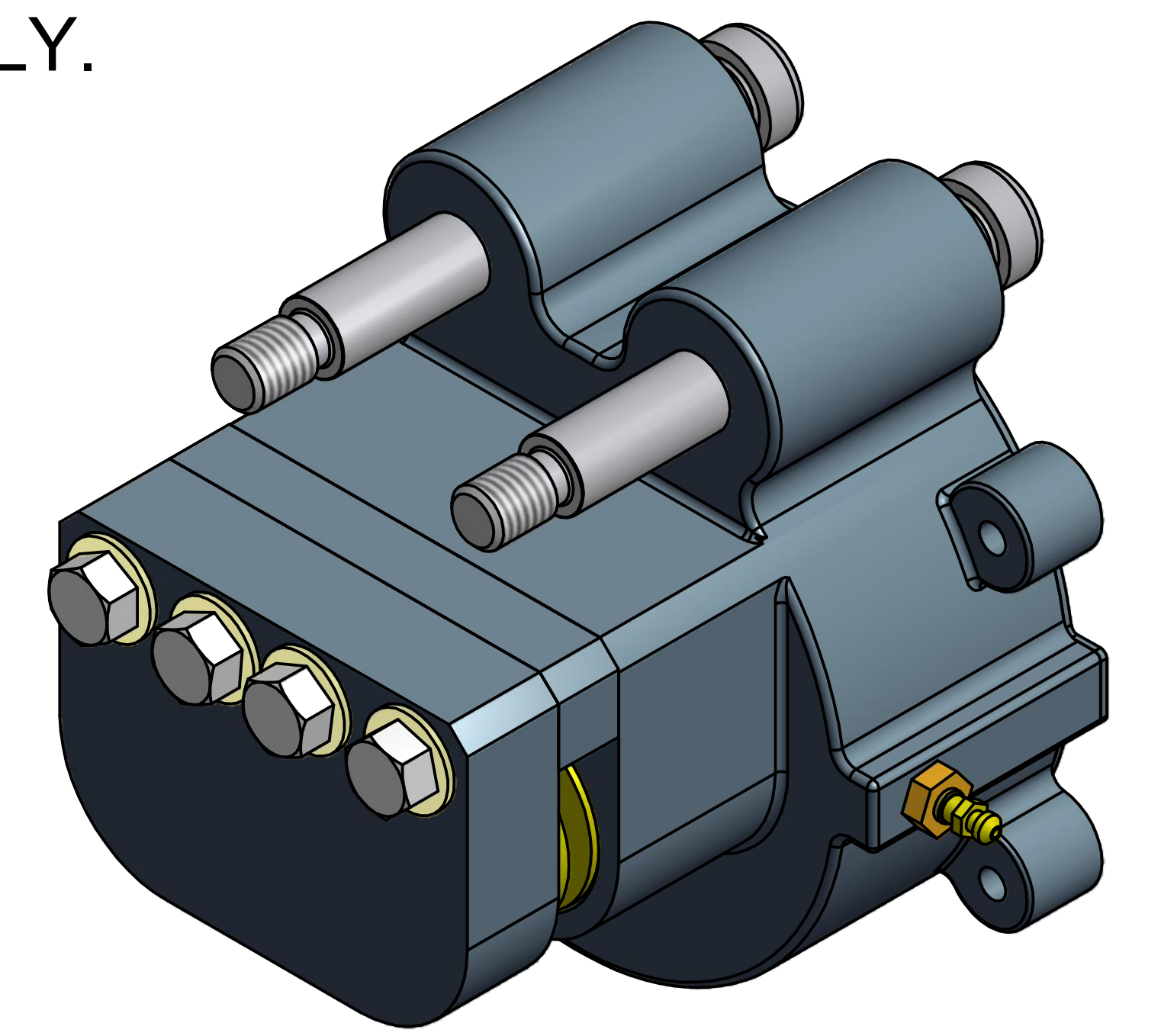
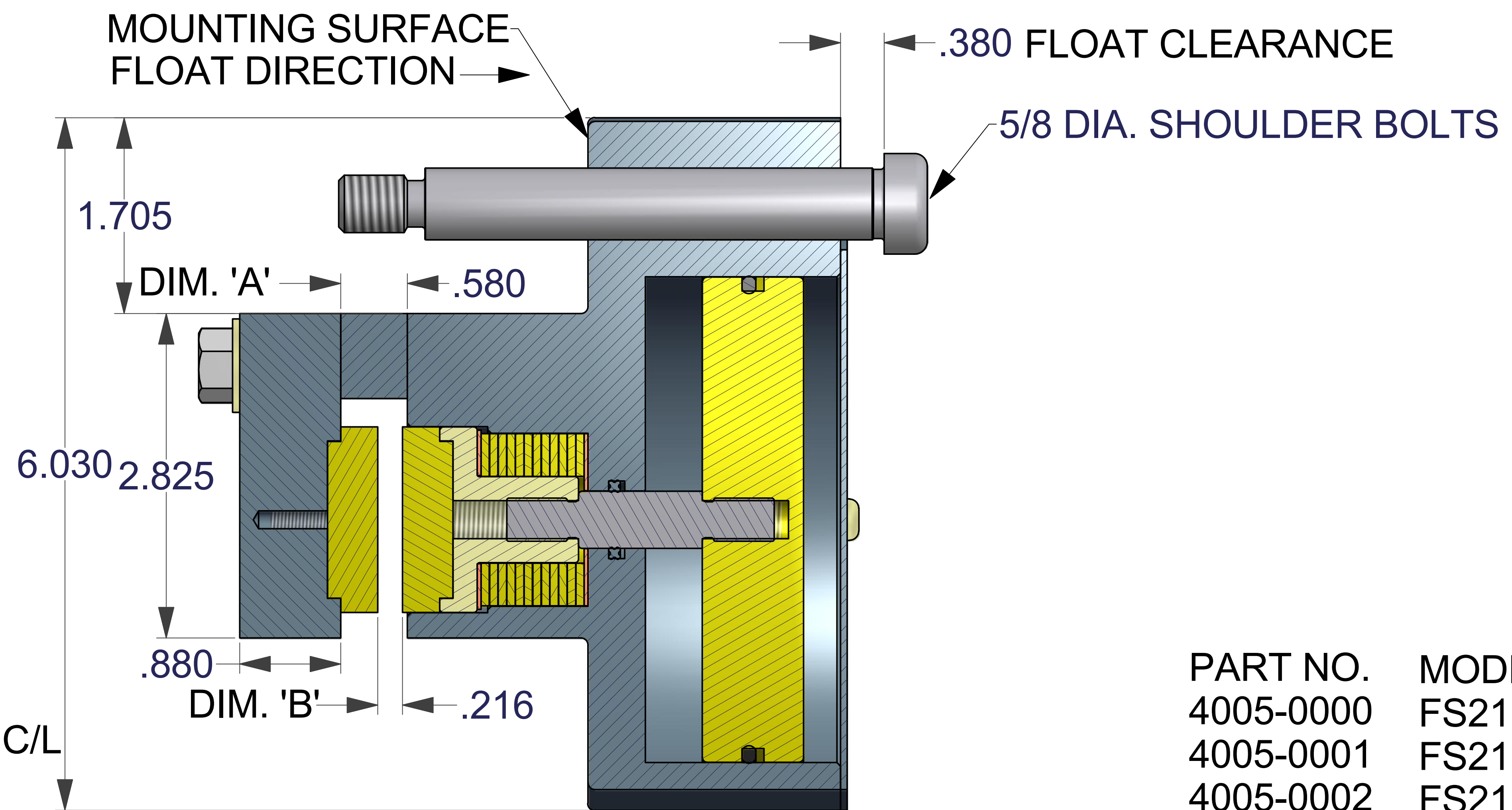
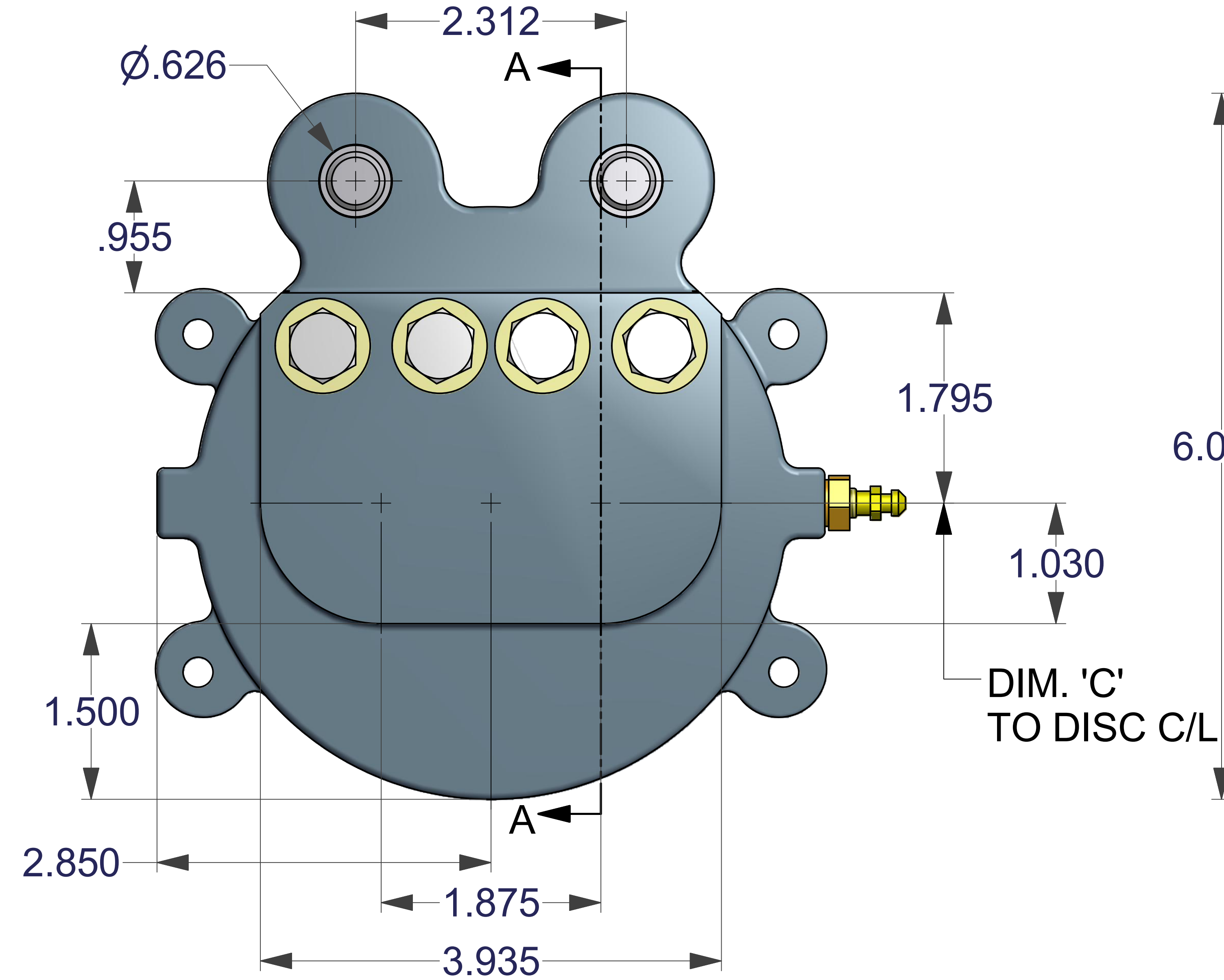


- \* FS210 SERIES BRAKES ARE FOR EMERGENCY STOP & HOLDING APPLICATIONS ONLY.
- \* SPACERS ARE AVAILABLE FOR OTHER DISC THICKNESSES.
- \* TORQUE, IN. LBS. = TANGENTIAL FORCE, LBS. X BRAKING RADIUS, INCHES
- \* TWO 1/8-27 NPTF PORTS
- \* BRAKING RADIUS (IN.) = SQ. ROOT OF (DIM. 'C' SQUARED + .8789)



| TOTAL PAD WEAR, INCHES | TANGENTIAL FORCE, LBS. |
|------------------------|------------------------|
| 0                      | 929                    |
| .06                    | 796                    |
| .12                    | 663                    |
| .18                    | 530                    |
| .24                    | 397                    |
| .30                    | 264                    |
| .36                    | 131                    |
| .42                    | 0                      |

| DISC THK. | DIM. 'A' | DIM. 'B' |
|-----------|----------|----------|
| 5/32      | .580     | .216     |
| 3/16      | .674     | .310     |
| 1/4       | .736     | .372     |
| 3/8       | .799     | .435     |
| 1/2       | .924     | .560     |
| 5/8       | 1.049    | .685     |
| 3/4       | 1.174    | .810     |
| 1.0       | 1.424    | 1.06     |
| 1.125     | 1.549    | 1.185    |



| PART NO.  | MODELS   | DISC THK. |
|-----------|----------|-----------|
| 4005-0000 | FS210SAF | 5/32      |
| 4005-0001 | FS210SBF | 1/4       |
| 4005-0002 | FS210SIF | 3/16      |
| 4005-0003 | FS210SLF | 3/8       |
| 4005-0004 | FS210SEF | 1/2       |
| 4005-0005 | FS210SJF | 5/8       |
| 4005-0006 | FS210STF | 3/4       |
| 4005-0007 | FS210SOF | 1.0       |
| 4005-0008 | FS210SQF | 1.125     |

| DISC DIA. | BRAKING RADIUS | DIM. 'C' |
|-----------|----------------|----------|
| 10.0      | 4.177          | 4.070    |
| 12.0      | 5.156          | 5.070    |
| 16.0      | 7.132          | 7.070    |
| 18.0      | 8.124          | 8.070    |
| 20.0      | 9.118          | 9.070    |
| 30.0      | 14.101         | 14.070   |

- \* 200 PSI RELEASE PRESSURE
- \* UNLIMITED DISC DIAMETER
- \* 2,065 LBS. OF CLAMPING FORCE
- \* .45 COFF. OF FRICTION
- \* DUAL BELLEVILLE DISC SPRING STACKS. 12 EACH
- \* NON ASBESTOS FRICTION MATERIAL
- \* 8.19 SQ. INCHES TOTAL FRICTION PAD AREA
- \* CAST ALUMINUM CONSTRUCTION
- \* HARDCOATED HOUSINGS
- \* BUNA N SEALS. VITON OPTIONAL
- \* 1.52 CUBIC INCHES WEARABLE VOLUME

|   |                          |  |
|---|--------------------------|--|
| UNLESS OTHERWISE SPECIFIED:<br>DO NOT SCALE DRAWING<br>REMOVE ALL BURRS<br>TAP DEPTHS FULL THD.<br>DRILL DEPTHS FULL DIA. | THIRD ANGLE PROJECTION   | W.C. BRANHAM INC.<br>RIVER FALLS, WI.      |
| TOLERANCES<br>2 PLACE +/- .010<br>3 PLACE +/- .005  | DESIGNER<br>WCB 12/25/10 | TITLE<br>FS210 SERIES<br>FAILSAFE CALIPERS |
| THREADS<br>EXTERNAL CLASS 2A<br>INTERNAL CLASS 2B   | CHECKER                  | DRAWING NO.                                |
| SCALE   | DATE                     | REVISION                                   |
| CLASS   |                          |  |

SIZE  
**E**