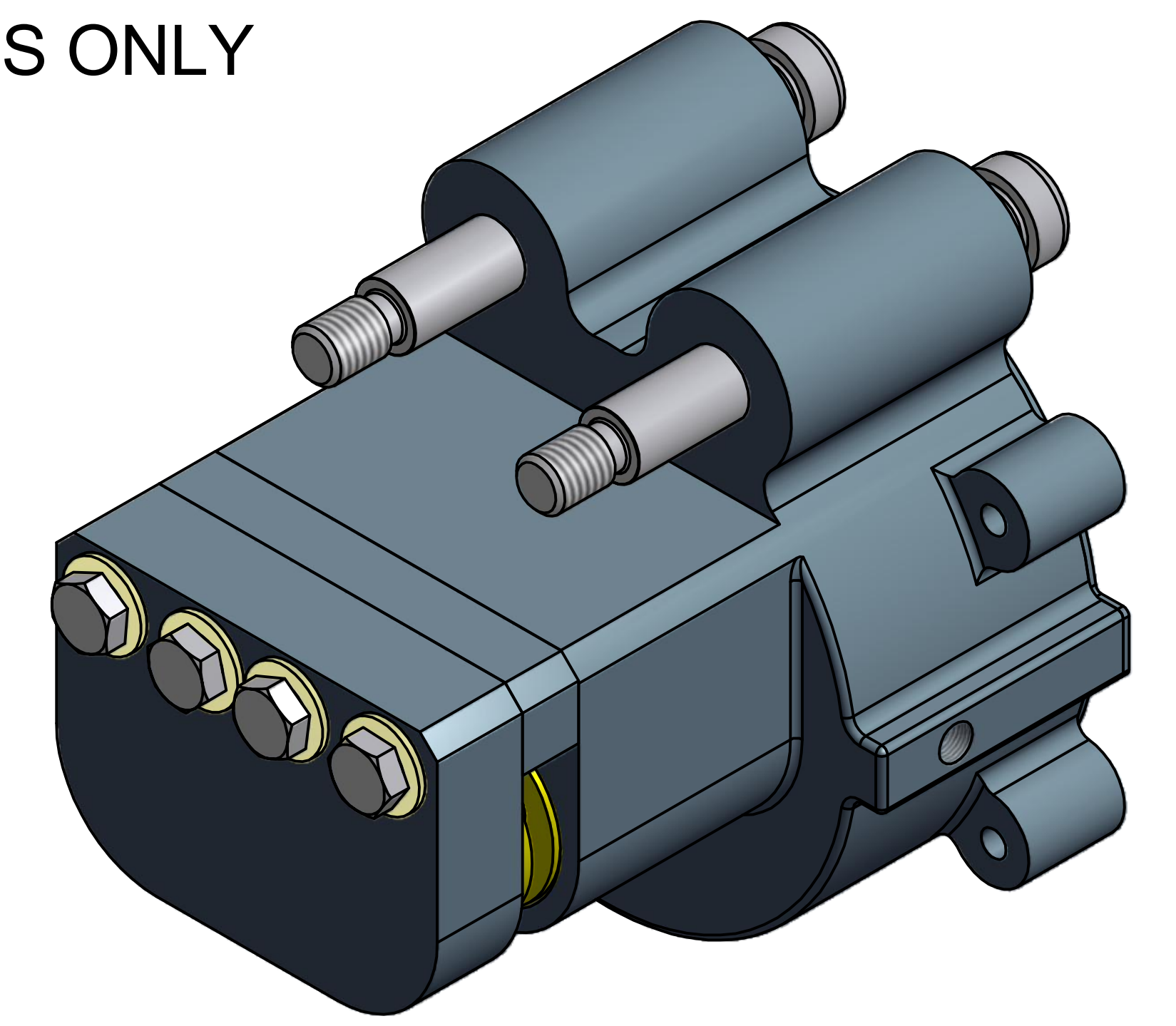
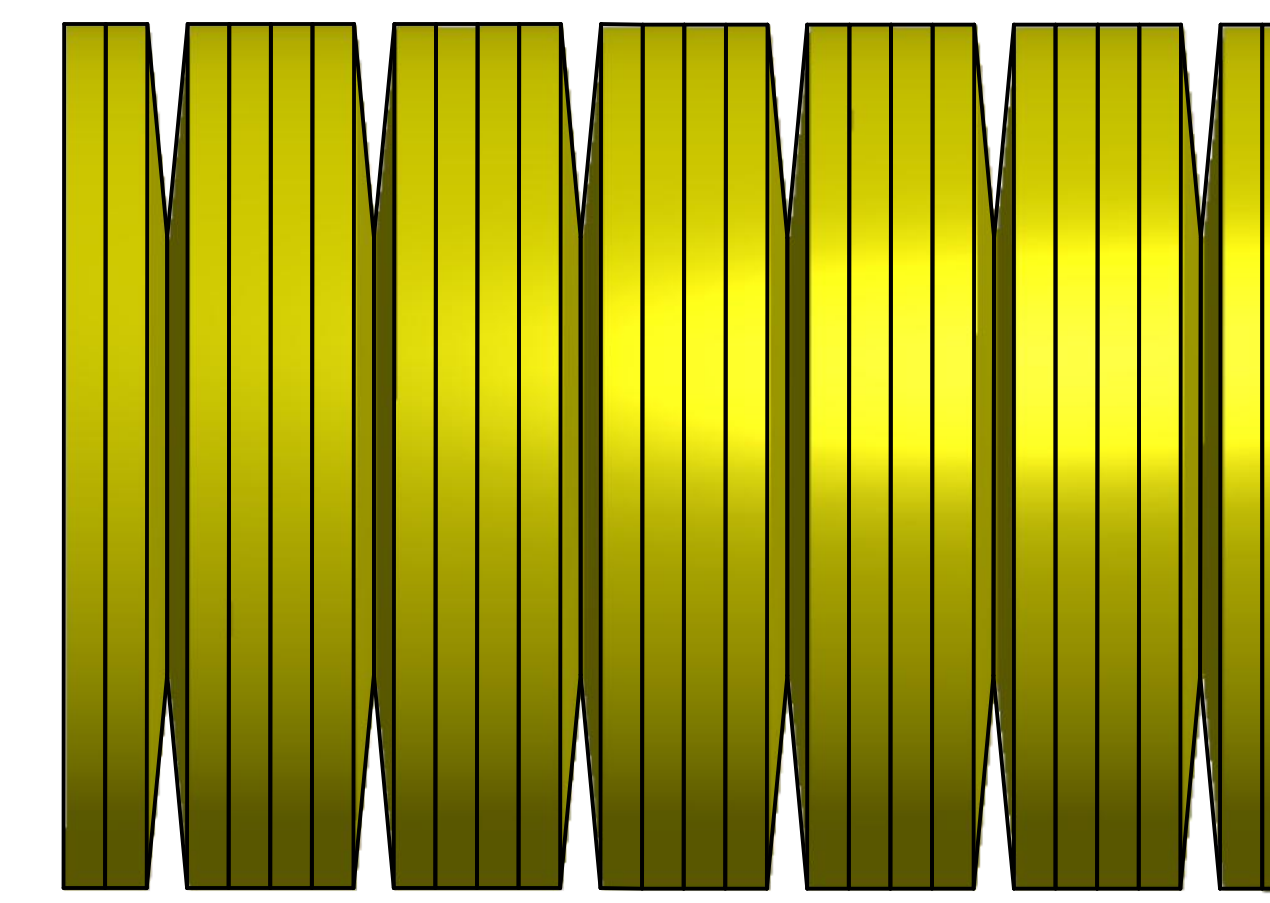
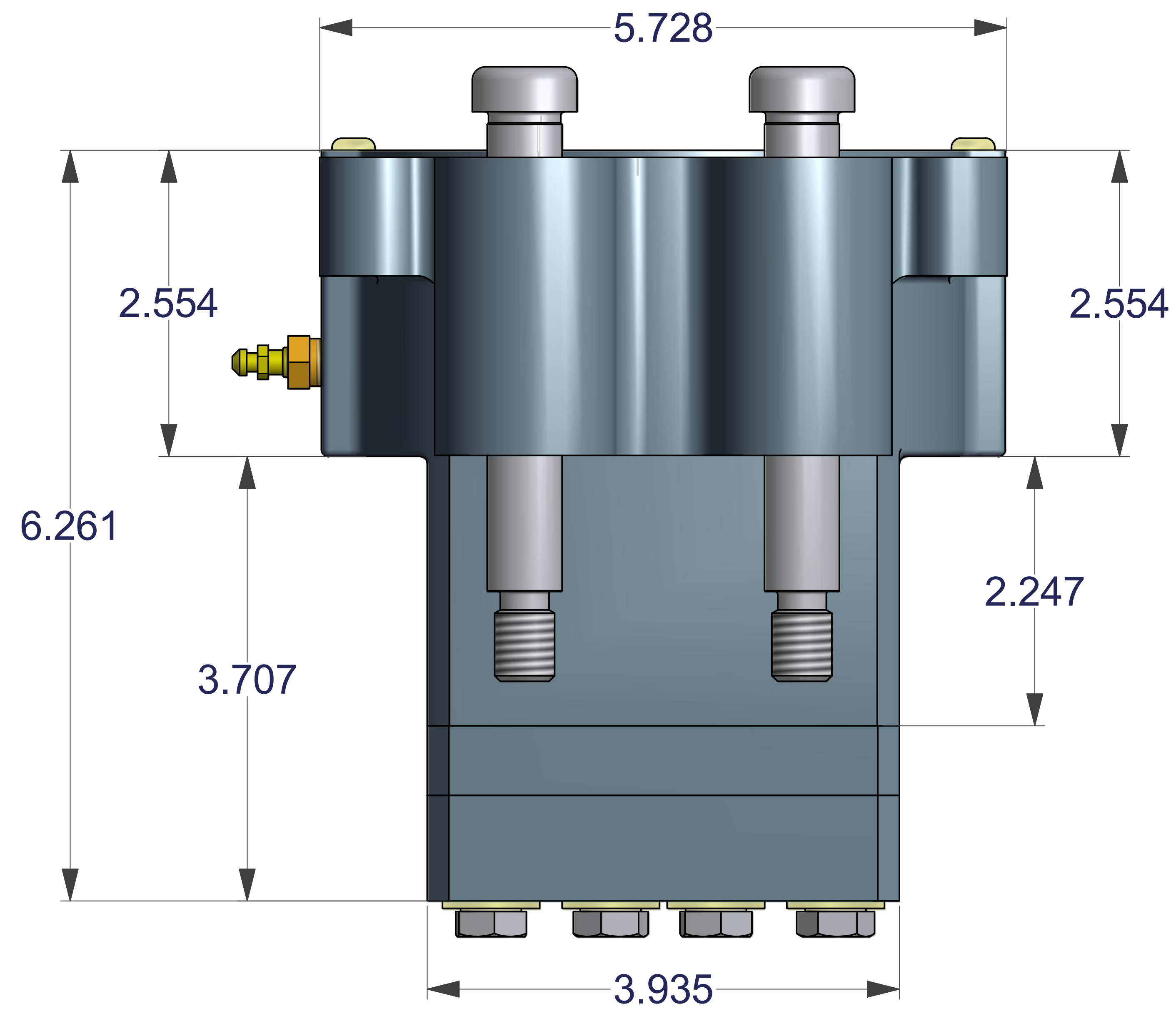


- * FS410 SERIES BRAKES ARE FOR EMERGENCY STOP & HOLDING APPLICATIONS ONLY
- * SPACERS ARE AVAILABLE FOR OTHER DISC THICKNESSES
- * TORQUE, IN. LBS. = TANGENTIAL FORCE (LBS.) X BRAKING RADIUS (IN.)
- * TWO 1/8-27 NPTF PORTS

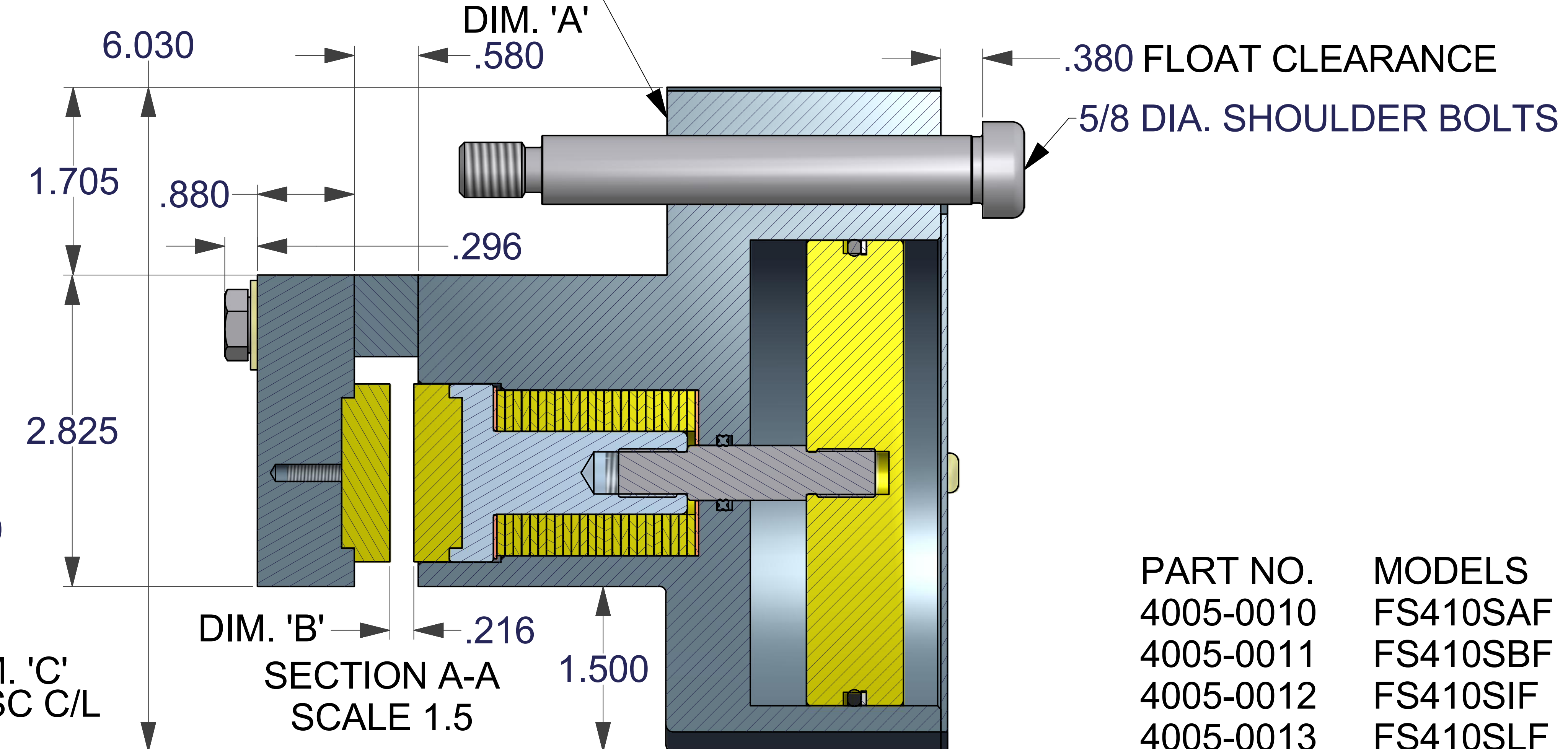
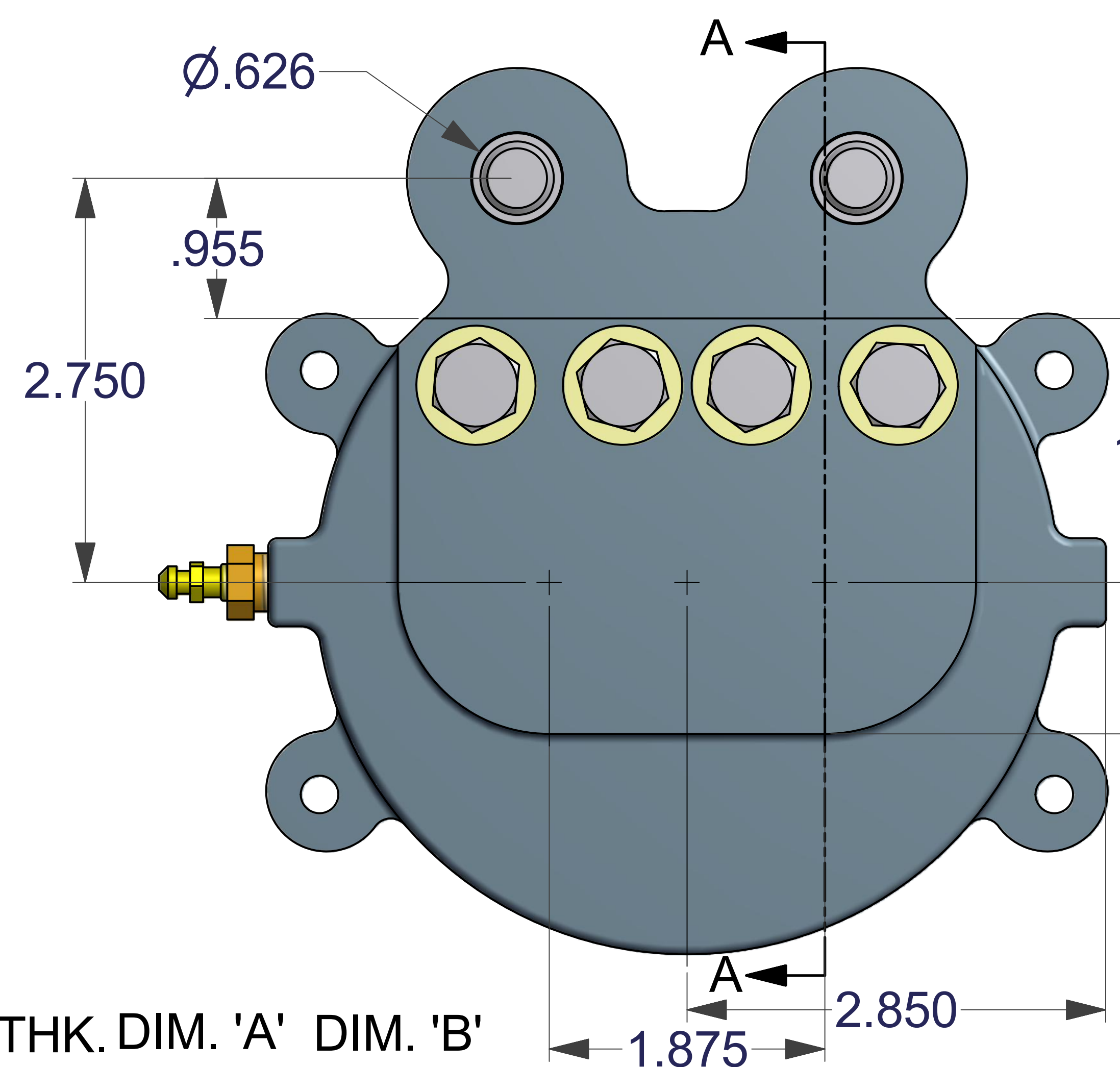


- * 288 PSI RELEASE PRESSURE
- * 400 PSI MAX. PRESSURE
- * UNLIMITED DISC DIAMETER
- * 4,130 LBS. OF CLAMPING FORCE
- * .45 COFF. OF FRICTION PAD #951023
- * DUAL BELLEVILLE DISC SPRING STACKS. 24 EACH
- * SPRING STACKS IN PARALLEL
- * NON ASBESTOS FRICTION MATERIAL
- * 8.19 SQ. INCHES TOTAL FRICTION PAD AREA
- * CAST ALUMINUM CONSTRUCTION
- * HARDCOATED HOUSINGS
- * BUNA N SEALS, VITON OPTIONAL
- * 1.52 CUBIC INCHES WEARABLE VOLUME



TOTAL PAD WEAR, INCHES	TANGENTIAL FORCE, LBS.
0	1,859
.06	1,594
.12	1,329
.18	1,064
.24	799
.30	534
.36	269
.42	0

MOUNTING SURFACE FLOAT DIRECTION →



DISC THK.	DIM. 'A'	DIM. 'B'
5/32	.580	.216
3/16	.674	.310
1/4	.736	.372
3/8	.799	.435
1/2	.924	.560
5/8	1.049	.685
3/4	1.174	.810
1.0	1.424	1.06
1.125	1.549	1.185

DISC DIA.	BRAKING RADIUS	DIM. 'C'
8.0	3.210	3.070
10.0	4.177	4.070
12.0	5.156	5.070
16.0	7.132	7.070
18.0	8.124	8.070
20.0	9.118	9.070
30.0	14.101	14.070

PART NO.	MODELS	DISC THK.
4005-0010	FS410SAF	5/32
4005-0011	FS410SBF	3/16
4005-0012	FS410SIF	1/4
4005-0013	FS410SLF	3/8
4005-0014	FS410SEF	1/2
4005-0015	FS410SJF	5/8
4005-0016	FS410STF	3/4
4005-0017	FS410SOF	1.0
4005-0018	FS410SQF	1.125

BRAKING RADIUS (IN.) = SQ. ROOT OF (DIM. 'C'; SQUARED) + .8789

UNLESS OTHERWISE SPECIFIED: DO NOT SCALE DRAWING REMOVE ALL BURRS TAP DEPTHS FULL THD. DRILL DEPTHS FULL DIA.	THIRD ANGLE PROJECTION	W.C. BRANHAM INC. RIVER FALLS, WI.
TOLERANCES 2 PLACE +/- .010 3 PLACE +/- .005	DESIGNER WCB	TITLE FS410 SERIES FAILSAFE CALIPERS
THREADS EXTERNAL CLASS 2A INTERNAL CLASS 2B	CHECKER DATE 12/25/10	DRAWING NO.
	SCALE	REVISION
	CLASS	

SIZE E