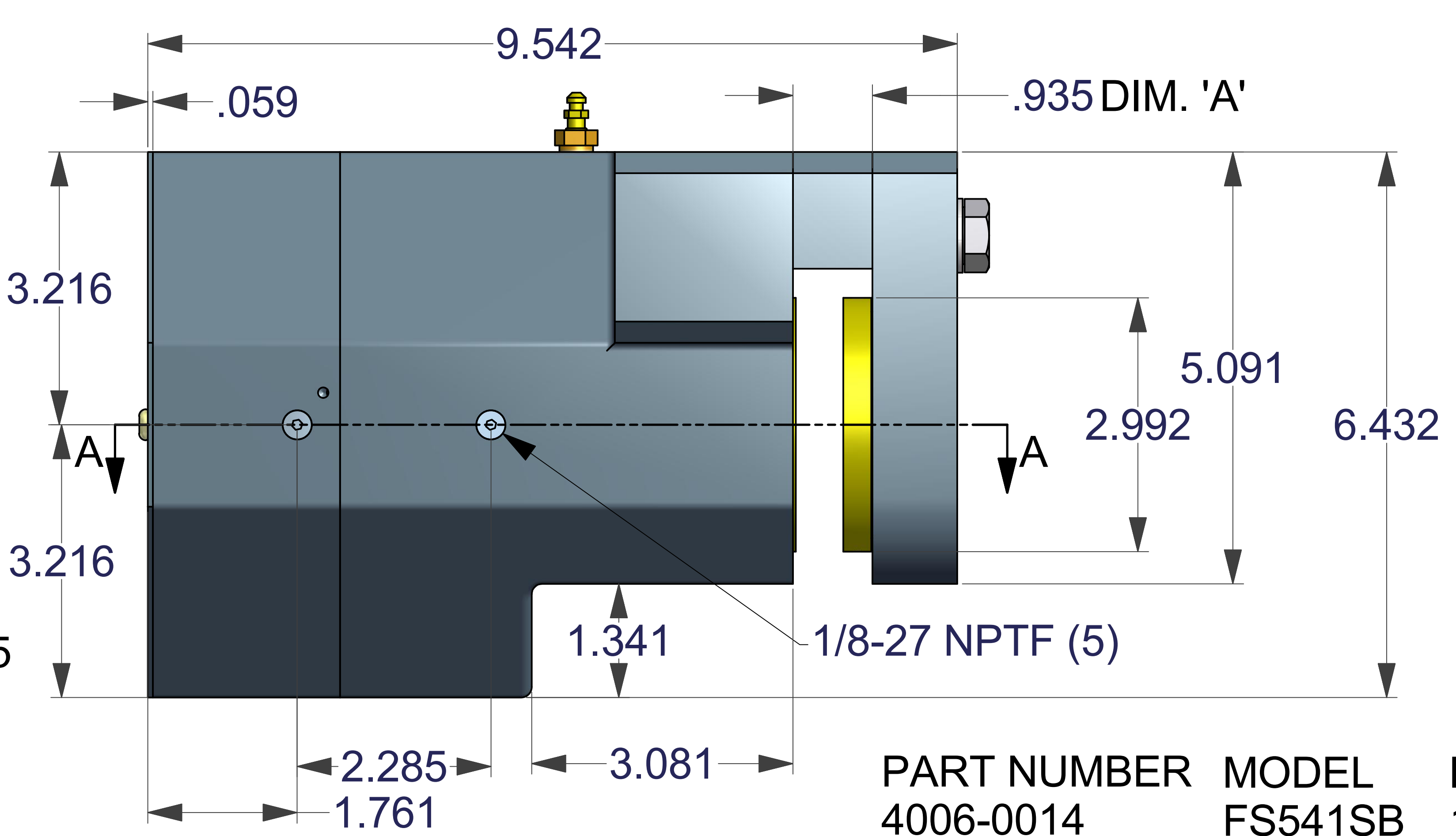
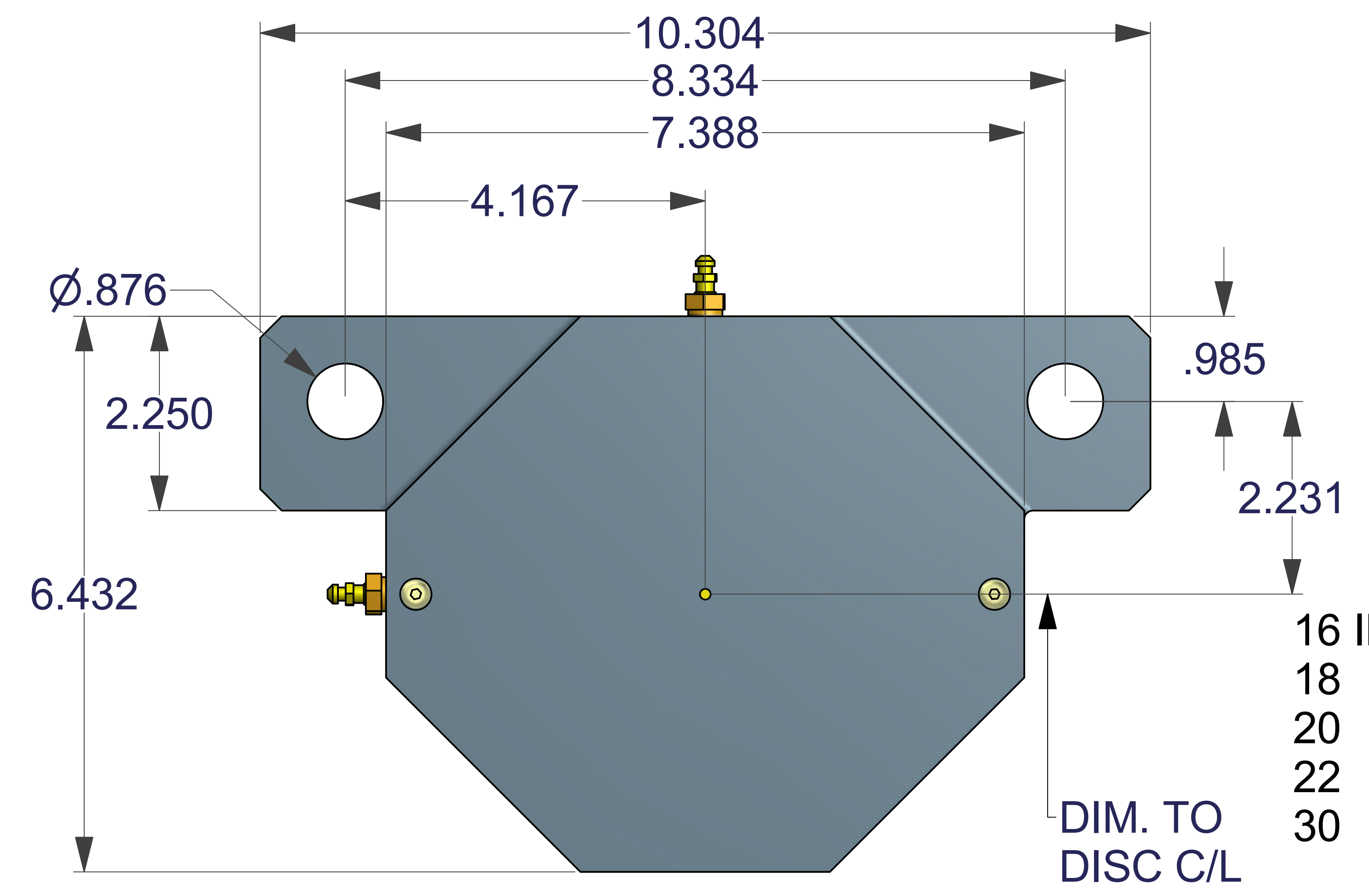
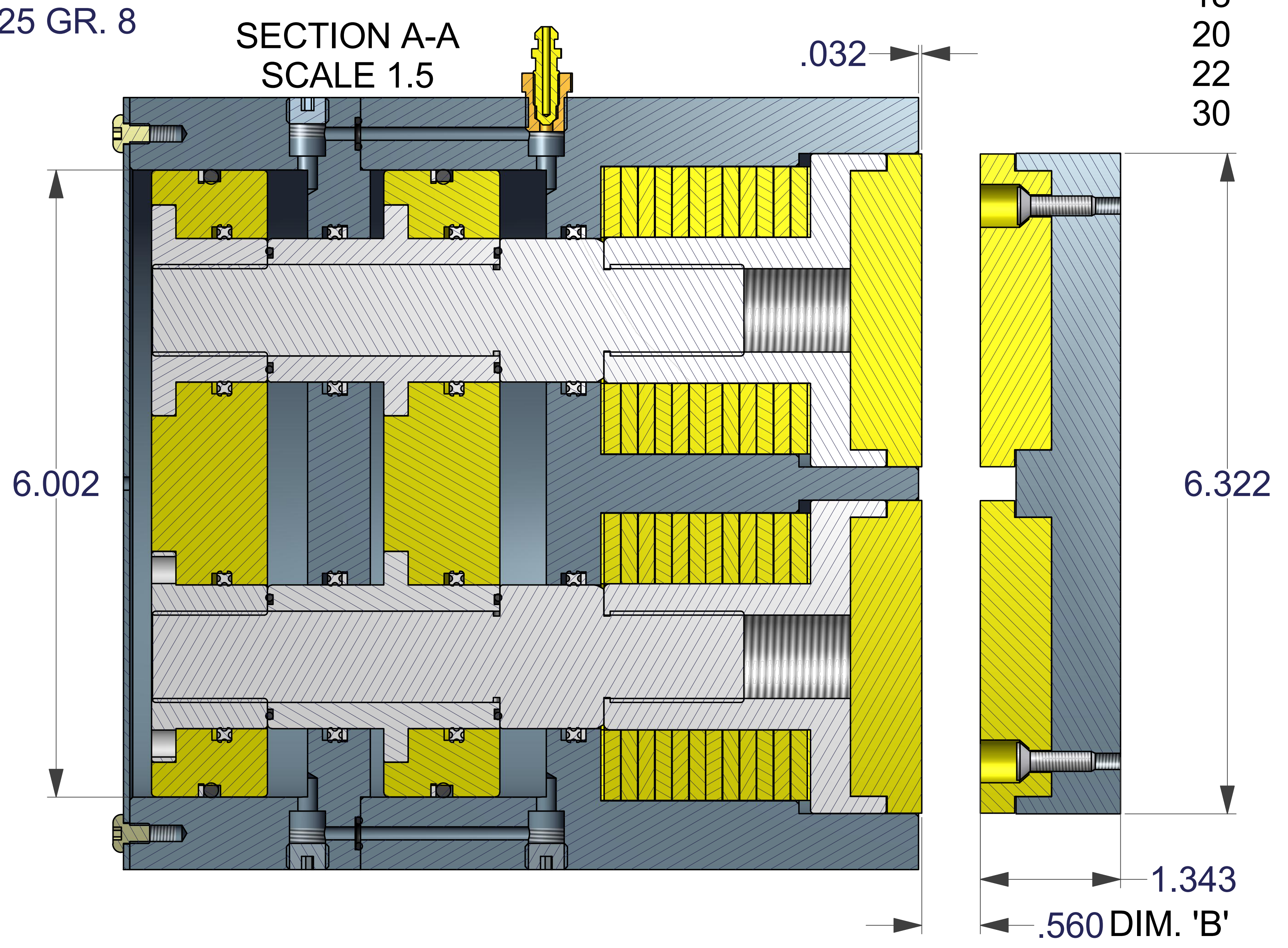
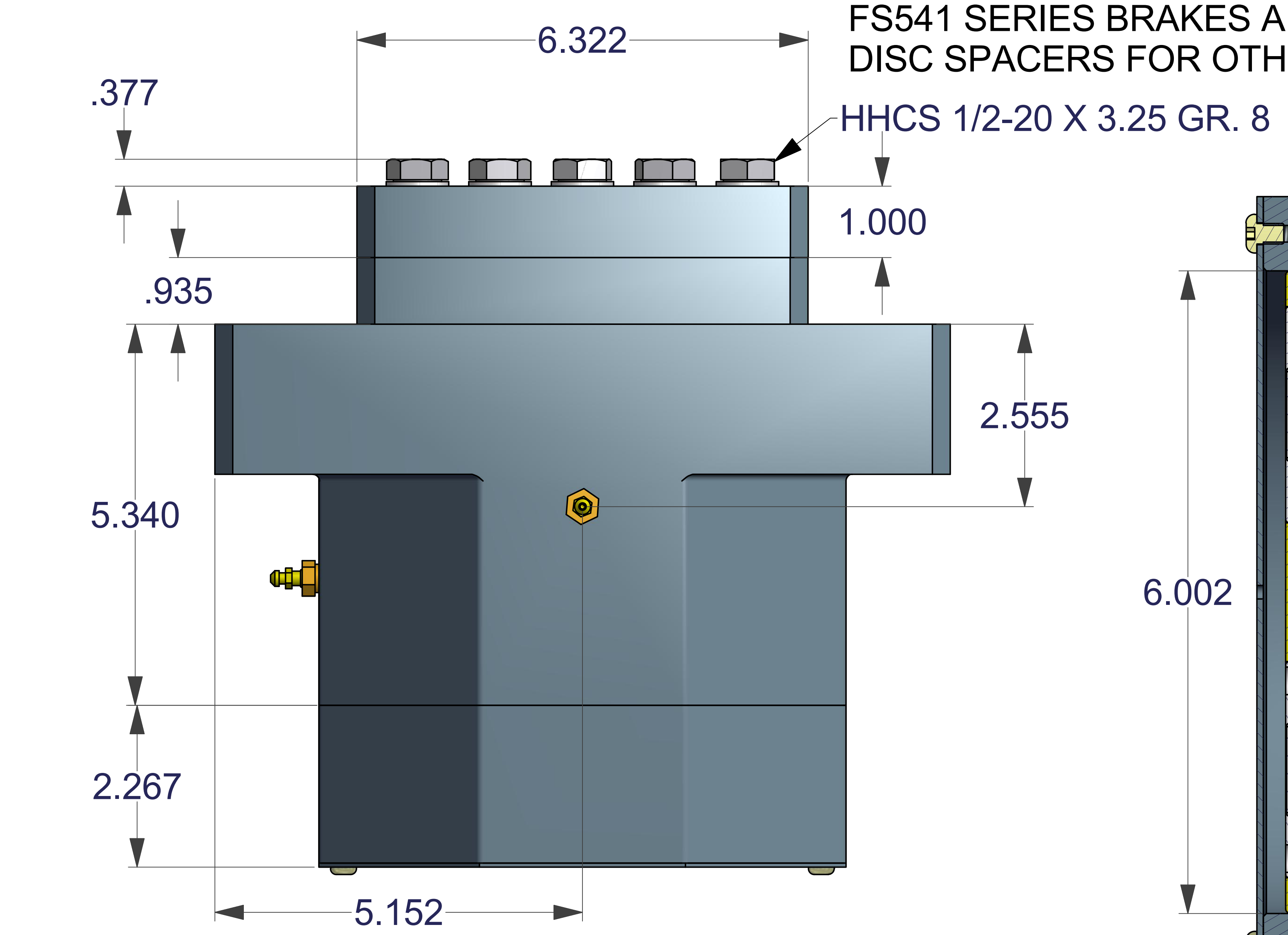


FS541 SERIES BRAKES ARE FOR EMERGENCY STOP & HOLD APPLICATIONS ONLY.  
 DISC SPACERS FOR OTHER DISC THICKNESSES ARE AVAILABLE.

DISC DIA.	BRAKING RADIUS
16	6.471
18	7.471
20	8.471
22	9.471
30	13.471



TOTAL PAD WEAR, INCHES	TANGENTIAL FORCE, LBS.
0	6,118
.06	5,353
.12	4,588
.18	3,823
.24	3,058
.30	2,293
.36	1,528
.42	763
.48	0

- \* 13,596 LBS. OF CLAMPING FORCE
- \* (2) STACKS OF 12 SPRINGS IN SERIES
- \* .45 COFF. OF FRICTION
- \* TORQUE, IN. LBS. = DISC RADIUS - 1.56 X TANGENTIAL FORCE
- \* 300 PSI RELEASE PRESSURE
- \* 500 PSI MAX. PRESSURE
- \* CAST ALUM. CONSTRUCTION
- \* HARDCOATED HOUSINGS
- \* 28.12 SO. INCHES TOTAL FRICTION AREA
- \* 9.28 CUBIC INCHES WEARABLE MATERIAL
- \* NITRILE SEALS
- \* NON-ASBESTOS FRICTION MATERIAL
- \* 16 IN. MINIMUM DISC DIA.

DISC THK.	DIM. 'A'	DIM. 'B'
1/4	.685	.310
3/8	.810	.435
1/2	.935	.560
5/8	1.060	.685
3/4	1.185	.810
1.0	1.435	1.06
1.125	1.560	1.185

PART NUMBER	MODEL	DISC THK.
4006-0014	FS541SB	1/4
4006-0015	FS541SL	3/8
4006-0016	FS541SE	1/2
4006-0017	FS541SJ	5/8
4006-0018	FS541ST	3/4
4006-0019	FS541SO	1.0
4006-0042	FS541SQ	1.125

<small>UNLESS OTHERWISE SPECIFIED:                  DO NOT SCALE DRAWING                  REMOVE ALL BURRS                  TAP DEPTHS FULL THD.                  DRILL DEPTHS FULL DIA.</small>	<small>THIRD ANGLE PROJECTION</small> 	W.C. BRANHAM INC. RIVER FALLS, WI. TITLE: <b>FS541 DUAL</b> BORE SERIES
	<small>DESIGNER</small> WCB <small>DATE</small> 04/14/11	
	<small>CHECKER</small> <small>DATE</small>	
	<small>SCALE</small> <small>CLASS</small>	
<small>TOLERANCES</small> 2 PLACE +/- .010 3 PLACE +/- .005	<small>THREADS</small> EXTERNAL CLASS 2A INTERNAL CLASS 2B	<small>DRAWING NO.</small> <small>REVISION</small>

SIZE E