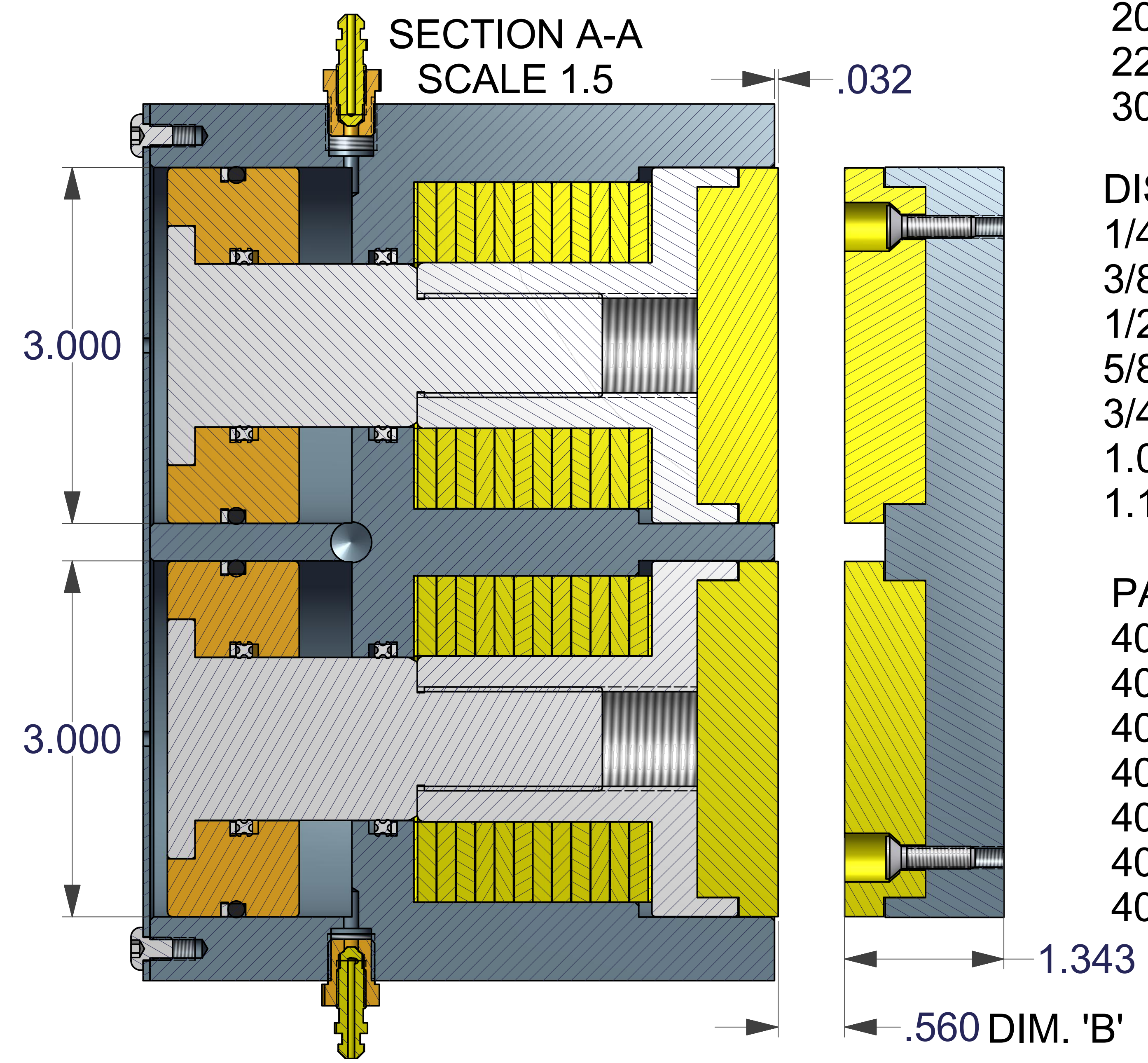
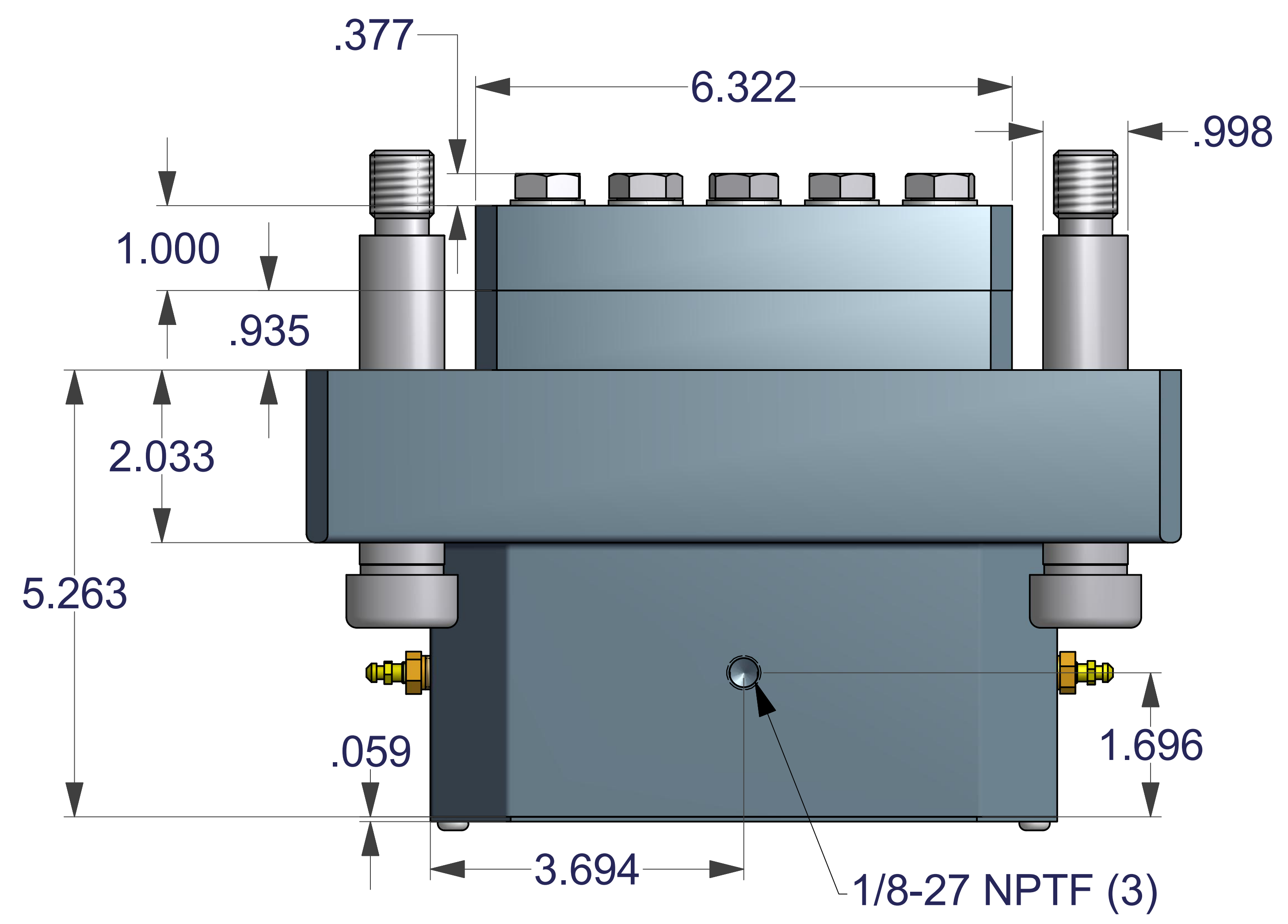


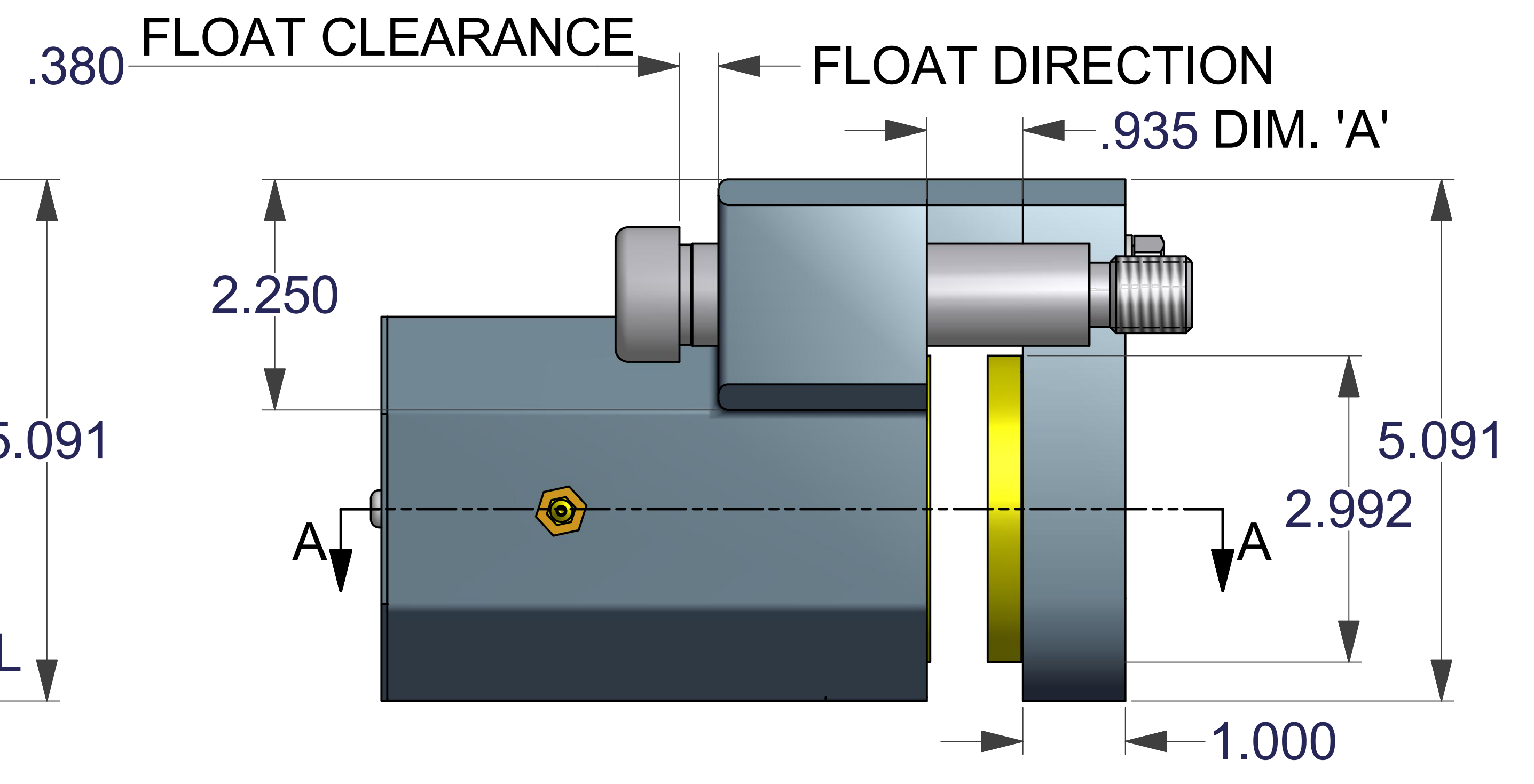
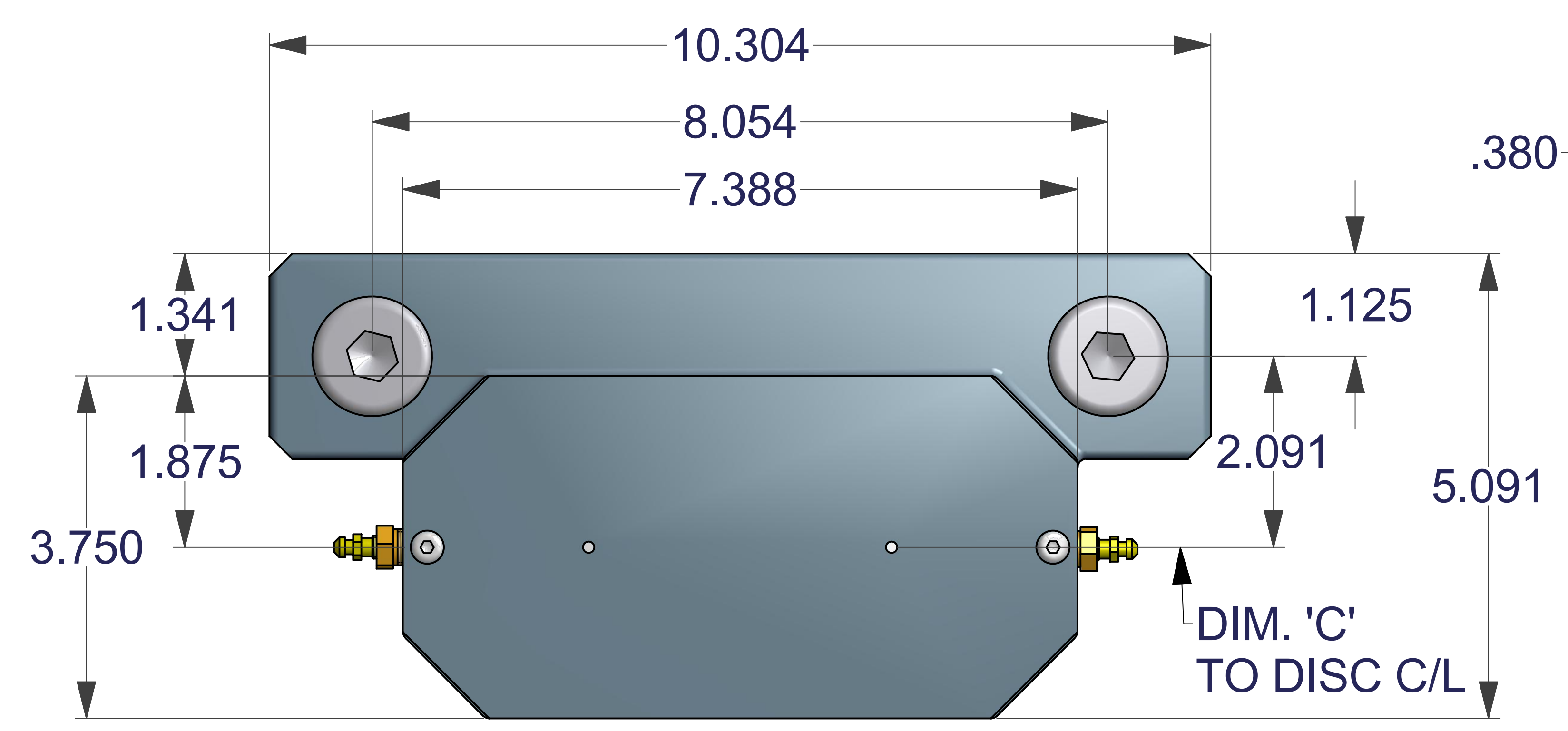
FS581 SERIES BRAKES ARE FOR EMERGENCY STOP & HOLD APPLICATIONS ONLY.  
DISC SPACERS FOR OTHER DISC THICKNESSES ARE AVAILABLE.

DISC DIA.	BRAKING RADIUS	DIM. 'C'
16	6.471	6.255
18	7.471	7.255
20	8.471	8.255
22	9.471	9.255
30	13.471	13.255



DISC THK.	DIM. 'A'	DIM. 'B'
1/4	.685	.310
3/8	.810	.435
1/2	.935	.560
5/8	1.06	.685
3/4	1.185	.810
1.0	1.435	1.06
1.125	1.560	1.185

PART NO.	MODEL	DISC THK.
4006-0058	FS581SB	1/4
4006-0059	FS581SL	3/8
4006-0060	FS581SE	1/2
4006-0061	FS581SJ	5/8
4006-0062	FS581ST	3/4
4006-0063	FS581SO	1.0
4006-0064	FS581SQ	1.125



TOTAL PAD WEAR, INCHES	TANGENTIAL FORCE, LBS.
0	6,118
.06	5,353
.12	4,588
.18	3,823
.24	3,058
.30	2,293
.36	1,528
.42	763
.48	0

- \* 13,596 LBS. OF CLAMPING FORCE
- \* (2) STACK OF 12 SPRINGS IN SERIES
- \* .45 COFF. OF FRICTION
- \* TORQUE, IN. LBS. = DISC RADIUS - 1.56 X TANGENTIAL FORCE
- \* 1,500 PSI RELEASE PRESSURE
- \* 2,000 PSI MAX. PRESSURE
- \* CAST ALUMINUM CONSTRUCTION
- \* HARDCOATED HOUSINGS
- \* 28.12 SQ. INCHES TOTAL FRICTION AREA
- \* 9.28 CUBIC INCHES WEARABLE MATERIAL
- \* NITRILE SEALS
- \* 16 INCH MINIMUM DISC DIA. TO UNLIMITED

UNLESS OTHERWISE SPECIFIED: DO NOT SCALE DRAWING REMOVE ALL BURRS TAP DEPTHS FULL THD. DRILL DEPTHS FULL DIA.	THIRD ANGLE PROJECTION	W.C. BRANHAM INC. RIVER FALLS, WI.	
	DESIGNER: WCB 04/02/11		DATE: 04/02/11
	TOLERANCES: 2 PLACE +/- .010 3 PLACE +/- .005	CHECKER: _____	REVISION: _____
	THREADS: EXTERNAL CLASS 2A INTERNAL CLASS 2B	SCALE: _____	DRAWING NO. _____