

PART NUMBER	RATIO	TYPE	A-BORE	B-BORE
4305-0070	2:1 ALL	RH	30	20
4305-0071		LH	30	20
4305-0072		RH	25	20
4305-0073		LH	25	20
4305-0074		RH	20	20
4305-0075		LH	20	20

INPUT TORQUE = OUTPUT TORQUE/1.24, IN. LBS.

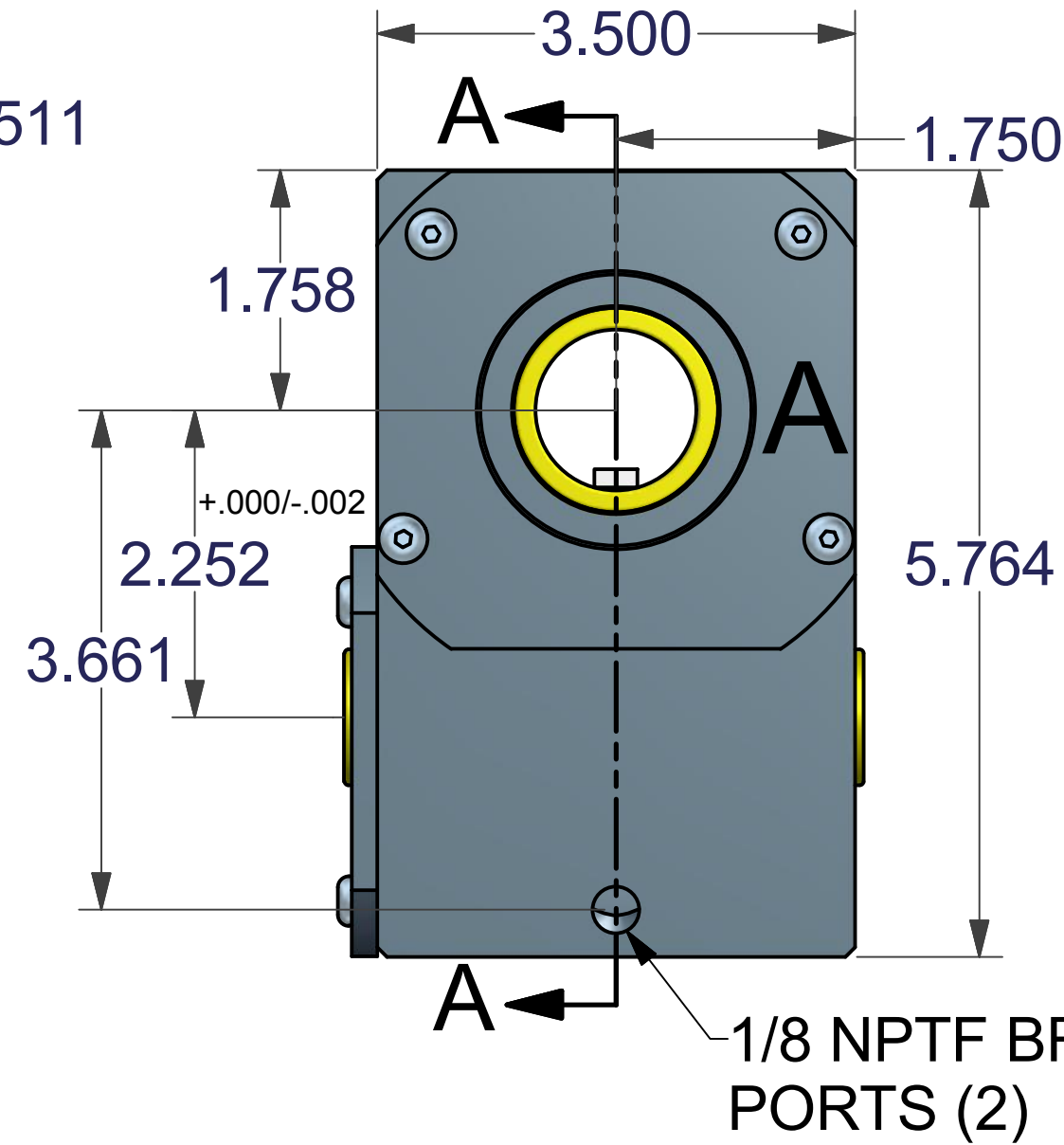
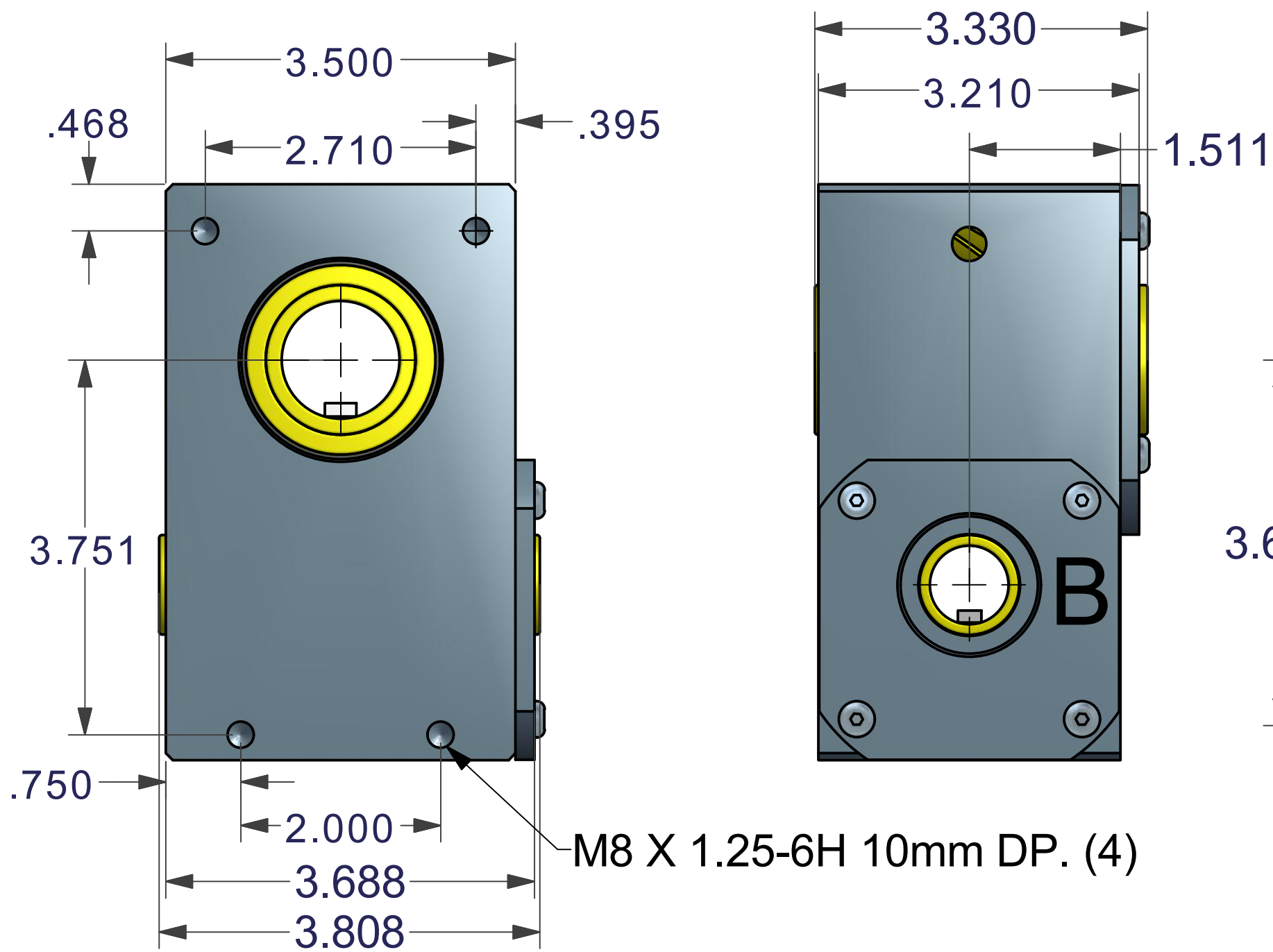
RPM OUTPUT TORQUE, IN. LBS.

33	369
50	320
100	256
200	203
300	176
400	126
500	115
1000	92
1200	70


MAX. HAND TORQUE = 609 IN. LBS.

KEY SIZES: BORE -- WIDTH

20	6mm
25	8mm
30	8mm



### SECTION A-A SCALE .75



- \* 8620 HEAT TREATED GEARS
- \* (2) R24 DBL. SEALED BEARINGS A-BORE
- \* (2) R16 DBL. SEALED BEARINGS B-BORE
- \* ANODIZED ALUM. HOUSING & CAPS
- PREFILLED WITH MAGNALUBE 'G' GRADE 2

UNLESS OTHERWISE SPECIFIED	THIRD ANGLE PROJECTION	W.C. BRANHAM INC. RIVER FALLS, WI.	
DO NOT SCALE DRAWING REMOVE ALL BURRS TAP DEPTHS FULL THD. DRILL DEPTHS FULL DIA.		TITLE STANDARD ALPHA METRIC 2:1 SERIES	
TOLERANCES 2 PLACE +/- .010 3 PLACE +/- .005	DESIGNER WCB 01/01/11	DATE 01/01/11	DRAWING NO. 4305-0070
THREADS EXTERNAL CLASS 2A INTERNAL CLASS 2B	CHECKER	DATE	REVISION
	SCALE		
	CLASS		

SIZE  
**C**