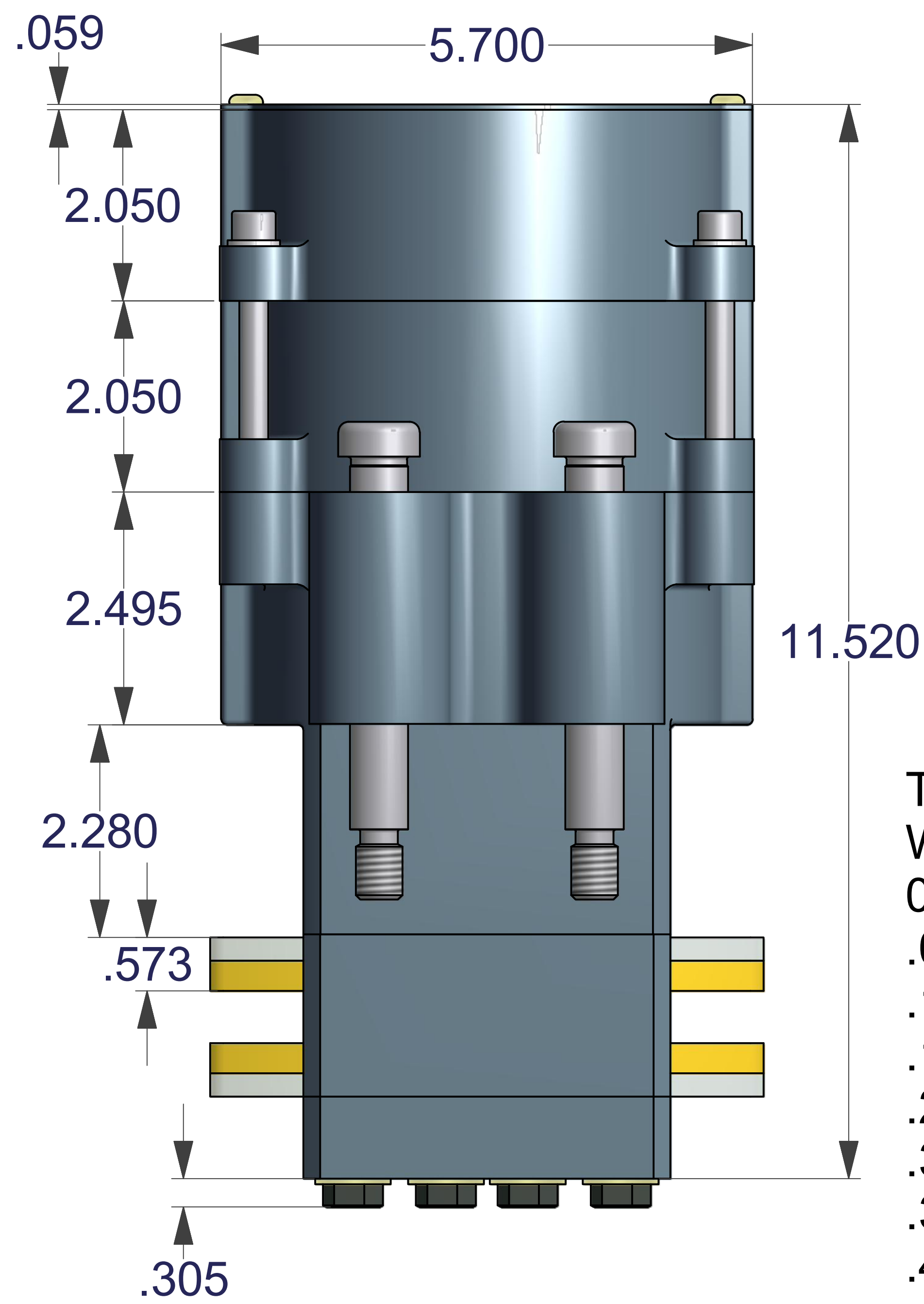
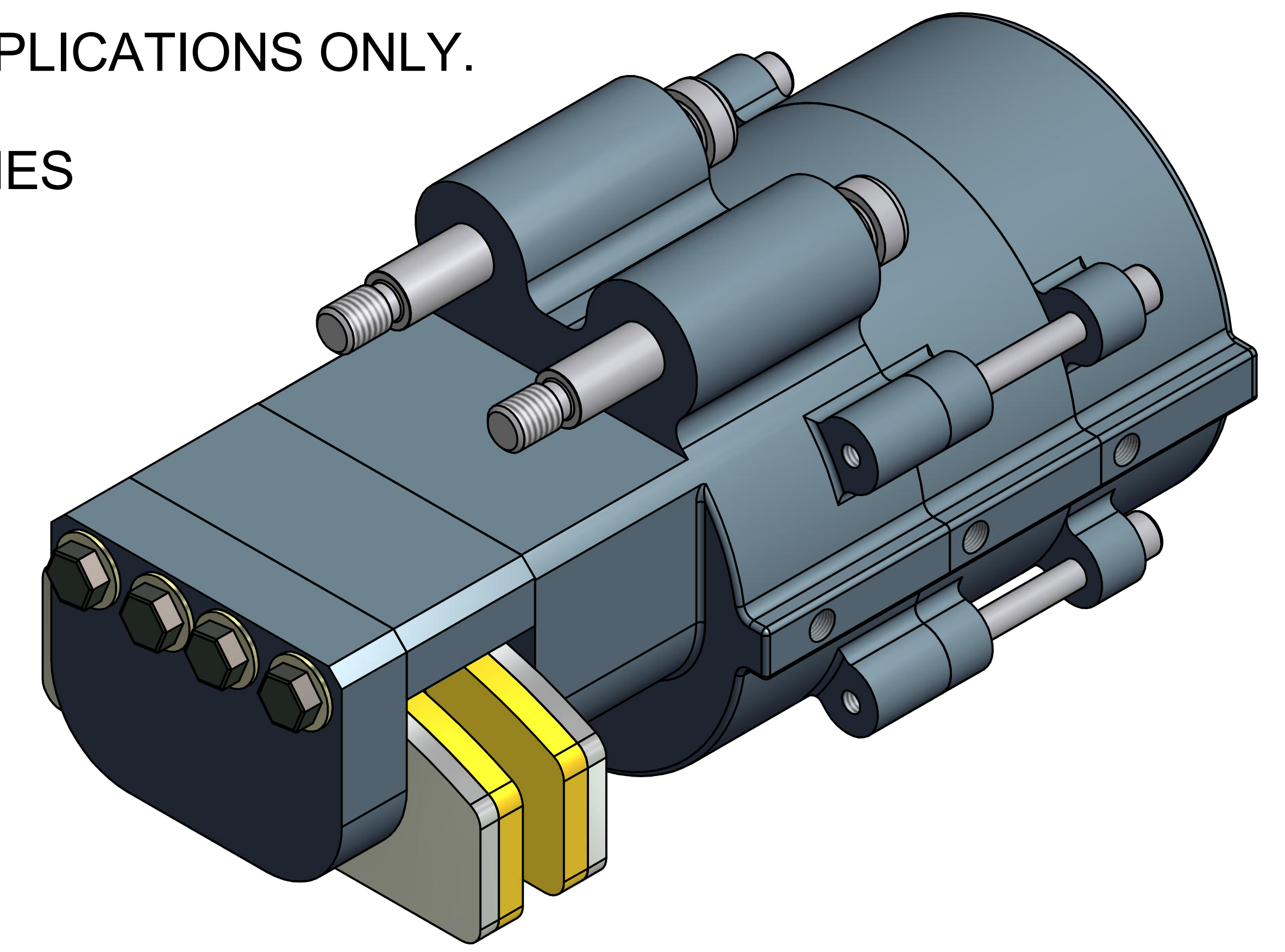
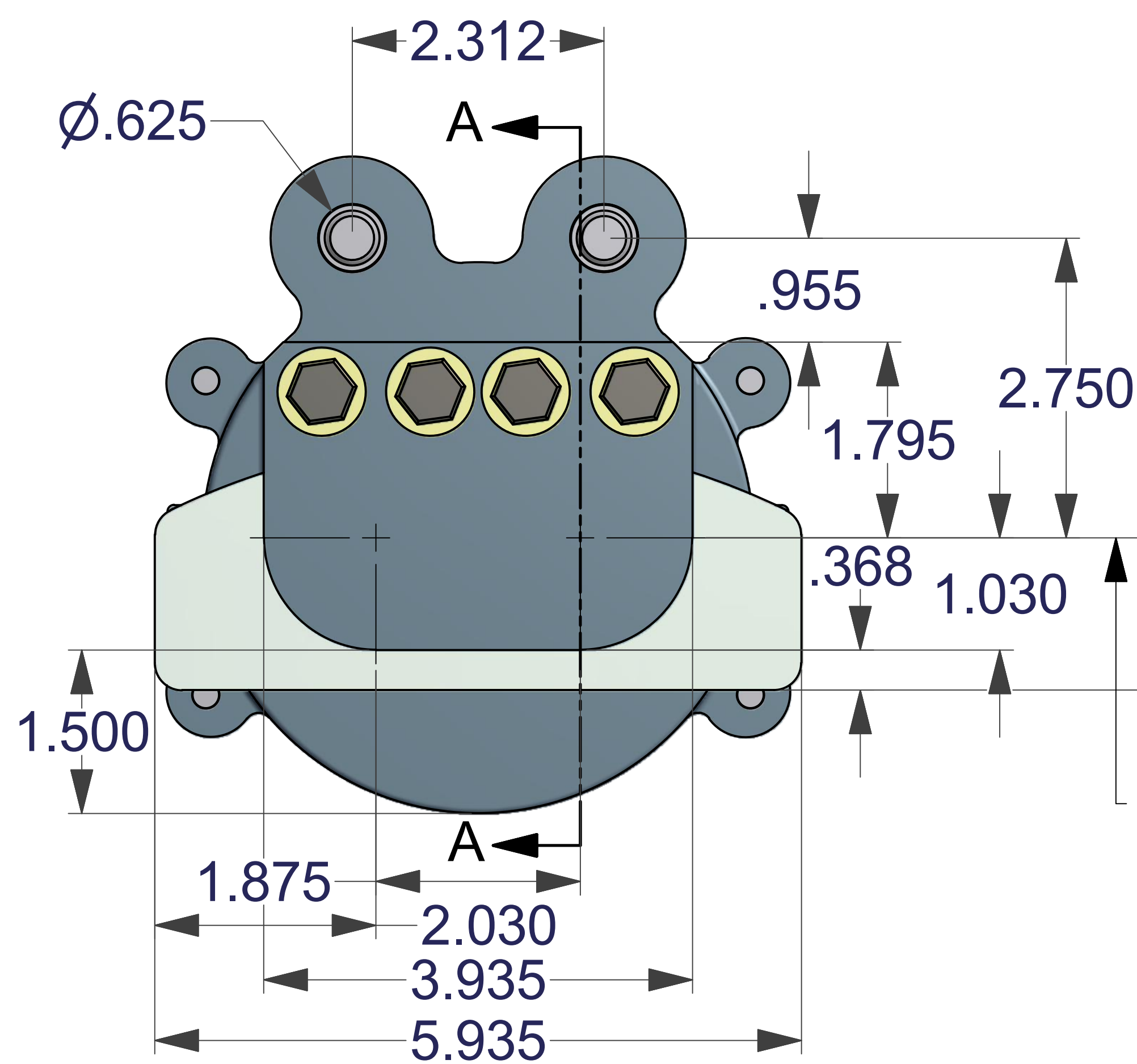


\* PFS400-EP SERIES BRAKES ARE FOR EMERGENCY STOP & HOLDING APPLICATIONS ONLY.  
 \* SPACERS ARE AVAILABLE FOR OTHER DISC THICKNESSES.  
 \* TORQUE, IN. LBS. = TANGENTIAL FORCE (LBS.) X BRAKING RADIUS, INCHES  
 \* (4) 1/8-27 NPTF PORTS INTERCONNECTED

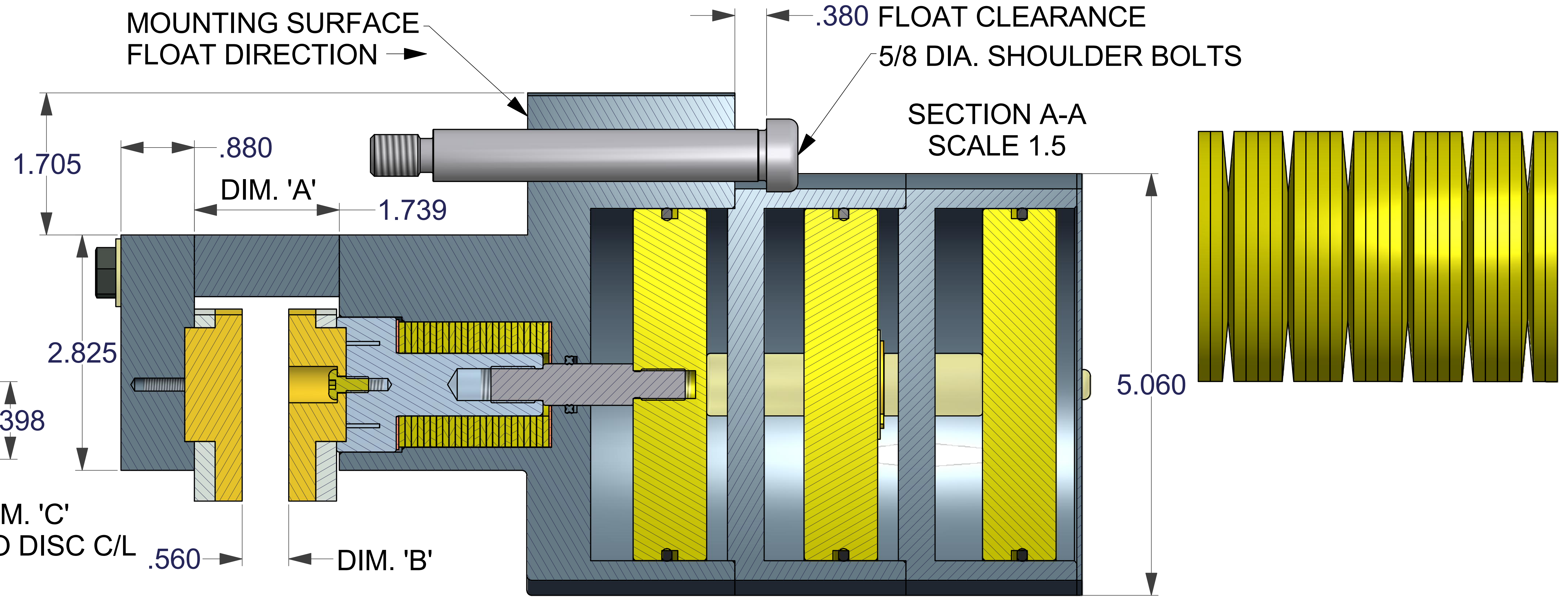


- \* 100 PSI RELEASE PRESSURE
- \* 12 INCH MINIMUM DISC DIAMETER
- \* 4,130 LBS. OF CLAMPING FORCE
- \* .43 COFF. OF FRICTION
- \* DUAL BELLEVILLE DISC SPRING STACKS 24 EACH
- \* NON ASBESTOS FRICTION MATERIAL
- \* 23.89 SQ. INCHES TOTAL PAD SURFACE AREA
- \* 7.72 CUBIC INCHES OF WEARABLE MATERIAL
- \* CAST ALUMINUM CONSTRUCTION
- \* HARDCOATED HOUSINGS
- \* NITRILE SEALS

TOTAL PAD WEAR, INCHES	TANGENTIAL FORCE, LBS.	DISC THK.	DIM. 'A'	DIM. 'B'	DISC DIA.	DIM. 'C'	BRAKING RADIUS
0	1,859	3/16	1.427	.247	12	5.033	5.120
.06	1,594	1/4	1.498	.310	14	6.033	6.105
.12	1,329	3/8	1.614	.435	16	7.033	7.095
.18	1,064	1/2	1.739	.560	18	8.033	8.088
.25	799	5/8	1.864	.685	20	9.033	9.082
.30	534	3/4	1.989	.810	30	14.033	14.064
.36	269	1.0	2.239	1.06	40	19.033	19.056
.42	0	1.125	2.364	1.185	50	24.033	24.051



MOUNTING SURFACE FLOAT DIRECTION → .380 FLOAT CLEARANCE 5/8 DIA. SHOULDER BOLTS



PART NO.	MODEL NO.	DISC THK.
4005-0125	PFS400IF-EP	3/16
4005-0126	PFS400BF-EP	1/4
4005-0127	PFS400LF-EP	3/8
4005-0128	PFS400EF-EP	1/2
4005-0129	PFS400JF-EP	5/8
4005-0130	PFS400TF-EP	3/4
4005-0131	PFS400OF-EP	1.0
4005-0132	PFS400QF-EP	1.125

BRAKING RADIUS, INCHES = SQ. ROOT (DIM. 'C' SQUARED + .8789)

UNLESS OTHERWISE SPECIFIED: DO NOT SCALE DRAWING REMOVE ALL BURRS TAP DEPTHS FULL THD. DRILL DEPTHS FULL DIA.	THIRD ANGLE PROJECTION	W.C. BRANHAM INC. RIVER FALLS, WI.	
	DESIGNER: WCB		DATE: 12/25/10
	TOLERANCES: 2 PLACE +/- .010 3 PLACE +/- .005	CHECKER:	TITLE: PFS400-EP SERIES FAILSAFE CALIPERS
	THREADS: EXTERNAL CLASS 2A INTERNAL CLASS 2B	SCALE: CLASS:	DRAWING NO.: 4005-0128 REVISION:

SIZE E